

MODEL GP-3

High Gain Dual band
Ground Plane Antenna for 144 & 430MHz

Instruction Manual

Thank you for purchasing our products.

For your safety :
Read this manual carefully for proper handling and operation before using.
Keep this manual in a safe place for future reference.

【Features】

- Low-Loss and High Gain, based on SLC, Super-Linear-Converter.
- GP-3 is Wide-Band, and requires no Frequency adjustment.
- Heavy-duty fiberglass guarantees perfect water/pollution-proof and prevents QSB.
- Enjoy Dual-Band Communication with COMET Duplexer, CF-416 and/or CF-4160.

【Specifications】

Frequency : 144 & 430 MHz
Gain : 144MHz / 4.5 dBi, 430MHz / 7.2 dBi
Impedance : 50 Ω
VSWR : 1.5 or less
Length : 1.78 m
Max Input Power : 200W (SSB)
Weight : 1.16 kg
Mounting Mast Diameter : Φ30-62mm
Connector : M-Jack or N-Jack

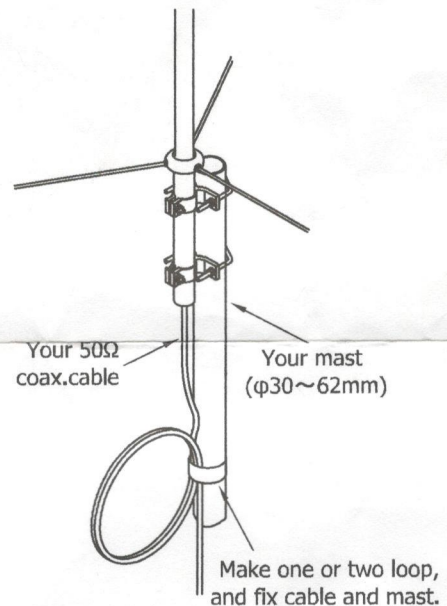
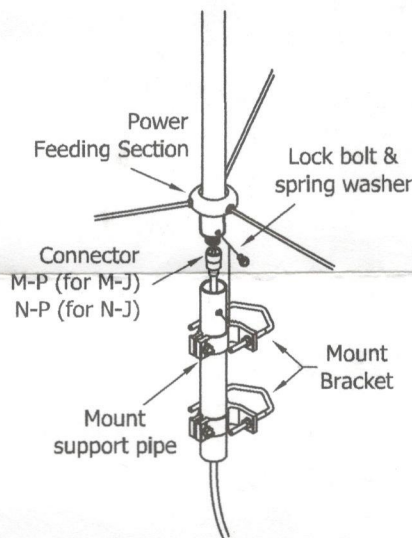
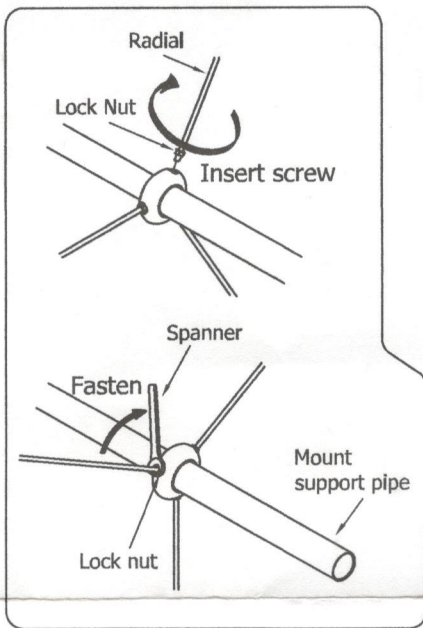
【Parts List】

1. Element	- 1
2. Radial w/ Hex. nut	- 3
3. Power feeding section	- 1
4. Mount bracket	- 2
5. Mount support pipe	- 1
6. Lock bolt w/ sp.washer M6x10	- 1
7. Hex.bolt w/ sp.washer M6x30	- 1
8. U-Bolt w/sp.washer & Hex.nut	- 2

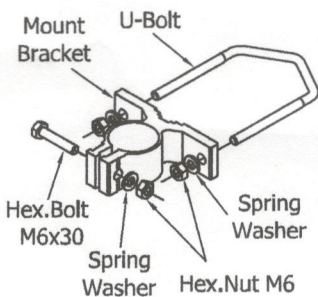
【How To Assemble】

1. Assemble three radials. Fasten radial-lock Nuts securely with spanner etc....
2. Put two mount brackets on the mount support pipe. Pass the coax cable through the pipe, and attach it to power feeding section. Be sure to fasten hex bolts firmly. Then, attach support pipe onto the antenna.
3. Mount all assembled antennas on your mast.
This antenna is so long. Keep your eyes on balance of this antenna and use as strong mast as you can, between 30 to 62mm dia.

*Make sure to use low loss coax cable.



◆ Mount Bracket & U-Bolt



Note : For long-term use, water-proofing with glue, self-fusing tape, and/or vinyl tape is highly recommended.

⚠ Precautions for using

- This antenna is only for ham radio. Do not use this for other purposes.
- Operation outside the specification might damage the antenna.
- Adjust the antenna correctly. Elevated SWR could damage the antenna.
- Never attempt to modify or fix the antenna by yourself.
- Do not touch the antenna while transmitting.

◆ Specifications or appearance is subject to change without notice.

COMET CO.,LTD.

4-18-2, Tsuji, Minami-ku, Saitama-shi, Saitama-Pref, 336-0026, JAPAN
TEL : 81-48-839-3131 / FAX : 81-48-839-3136
URL : <http://www.comet-ant.co.jp/english>