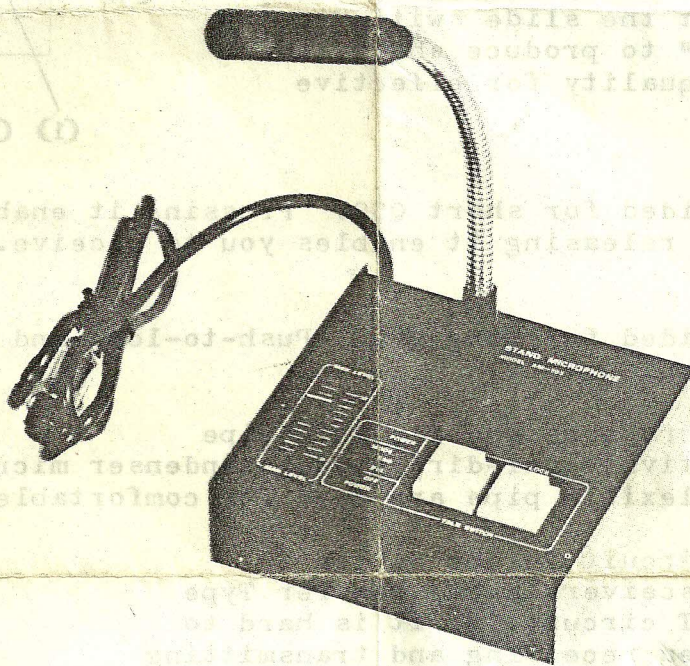


MODEL AM-103

Stand Microphone with Level Control/Tone Select Switch



Features:

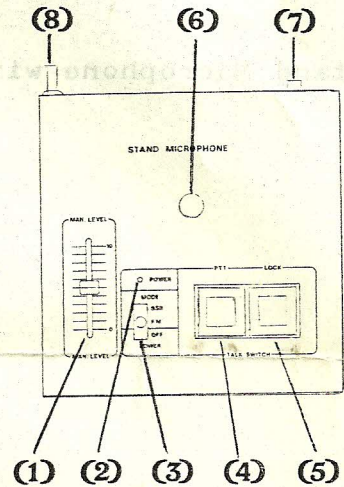
- * For Every Kind of Transmitter of HF, VHF or UHF Bands.
- * High Performance Low Noise Microphone Amplifier.
- * High Sensitivity Condenser Microphone with Flexible Pipe.
- * Slide Volume for Output Level Control.
- * FM/SSB Voice Quality Selector Switch.
- * Built in a Relay and Select Switch for CB-type Transceiver.

Specifications:

Microphone	:	Uni-directional condenser type
Output Voltage	:	0-70 mV
Output Impedance	:	500 Ohm-100KOhm
Power Supply	:	Battery UM-3 x 2
Dimensions	:	112 x 115 x 34 mm
Weight	:	550 g

Controls:

- (1) Slide Volume
Manual output level controll
- (2) LED Power Indicator
- (3) Power Switch and FM/SSB Tone Selector
Factory-adjusted to produce optimum voice quality for FM operation when power turned "ON". For operation in SSB mode, set the slide switch to the side of "SSB" to produce sharp and crisp voice quality for effective DX'ing.



(4) PTT Switch

This is provided for short QSO. Pressing it enables you to transmit and releasing it enables you to receive.

(5) Lock Switch

This is provided for long QSO. Push-to-lock and push-to-release switch.

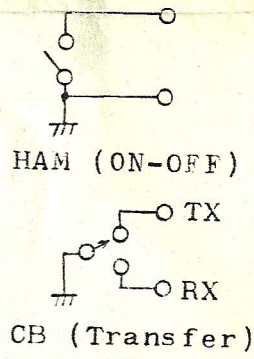
(6) Condenser Microphone and Flexible Pipe

A high sensitivity uni-directional condenser microphone and goose neck flexible pipe are used for comfortable operation.

(7) CB/HAM PTT Circuit Select Switch


Many CB Transceivers need Transfer Type Switch on PTT circuit, so it is hard to change between receiving and transmitting only using ON-OFF Type PTT Switch.

This unit has a relay circuit for these transceivers, and a switch on rear side. You can operate in good condition by switching it to "CB" position.



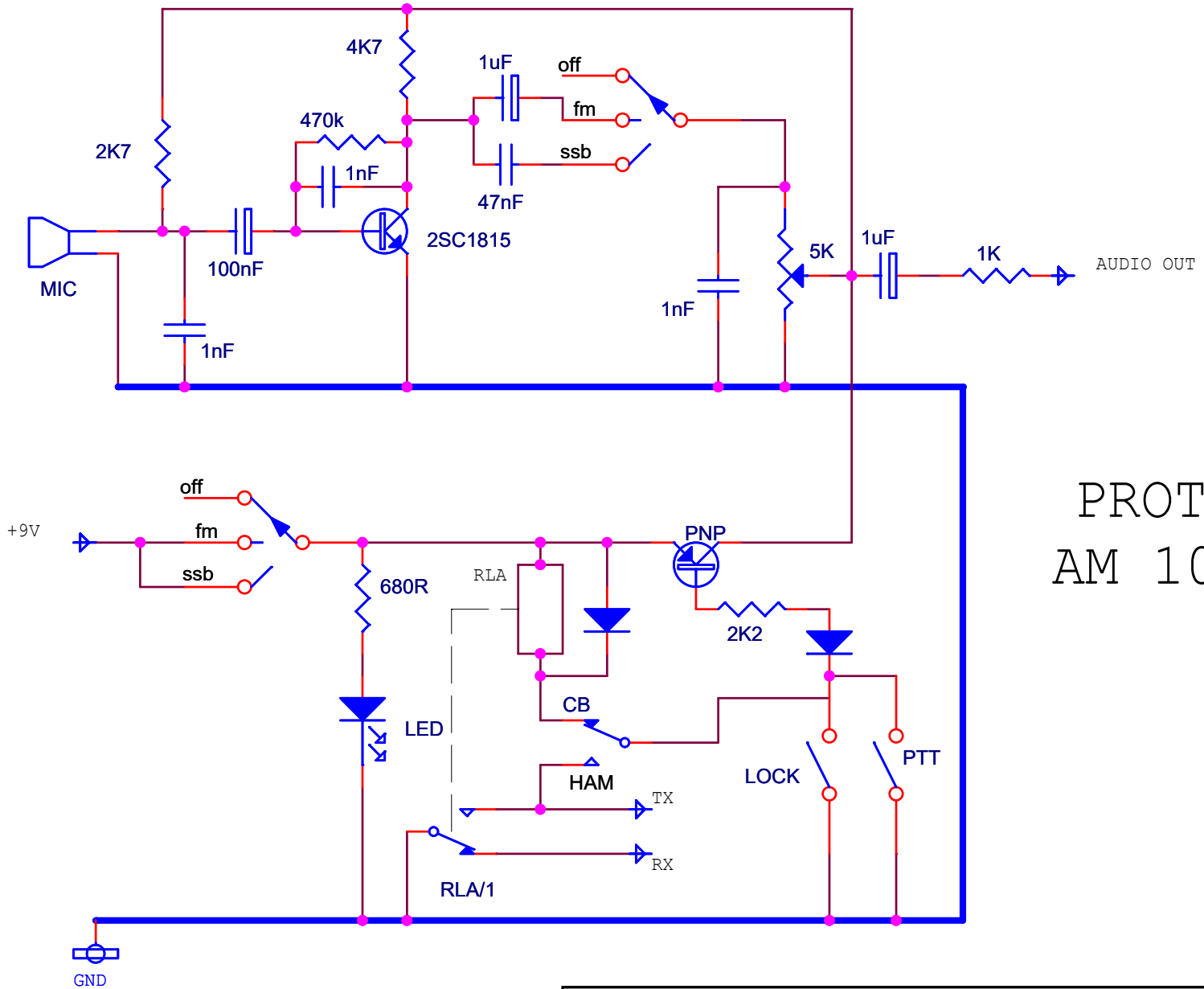
(8) 4P PULG and CABLE

	CB	HAM
1. Red	Mic	Mic
2. Shield	Ground	Ground
3. Black	RX	Ground
4. White	TX	PTT



(9) Battery Cover (bottom)

Remove the 2 screws and insert 2 penlight batteries. Though the microphone consumes little power during RX, make it your habit to switch off after QSO. If you are not to QSO for long period, 3 month or more, it will be better to remove the batteries from the unit.



PROTEL AM 103

DRAWING BY: Rick Jackson Euro Radio Co

Title		
PROTEL AM103 MICROPHONES		
Size	Document Number	Rev
	PROTEL_AM103.SCH	A1
Date:	Sunday, November 12, 2006	Sheet 1 of 1