



HF/50MHz TRANSCEIVER

IC-7200



Simple & Tough with IF DSP



* The above photo includes optional MB-116 handles.

Simple & Tough with IF DSP

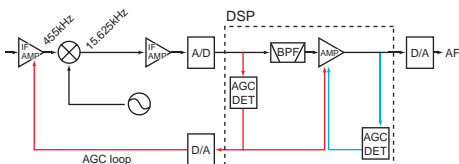


| IF DSP

The latest IF DSP technology is employed in the IC-7200. While the IC-7200 is an entry-class transceiver, advanced digital features are comparable to higher class transceivers.

| AGC loop management

Distortion and blocking from strong nearby signals are prevented by placing DSP functions inside the AGC loop. The AGC time constants are selectable from fast, slow and off for each operating mode.



| Digital IF filter

Optional filters will be never required for the IC-7200. The built-in digital filter allows you to flexibly select the filter width and shape from soft and sharp* and provides cutting-edge filter characteristics.

* Filter shape is selectable for SSB and CW modes only.

| Mode | Passband width range |
|------|---|
| SSB | 50-500Hz; 50Hz step 600Hz-3.6kHz; 100Hz step |
| CW | 50-500Hz; 50Hz step 600Hz-3.6kHz; 100Hz step |
| RTTY | 50-500Hz; 50Hz step 600Hz-2.7kHz; 100Hz step |
| AM | 200Hz-8kHz; 200Hz step |

| Digital Twin PBT

Only Icom brings you Twin Passband tuning! Tailor your IF passband with the Twin PBT by electronically shifting the upper and lower edges of the IF filter. Depending on the use of the concentric knobs, you can either narrow the IF passband, or shift the entire passband to eliminate interfering signals.

| Manual notch filter

The manual notch filter delivers more than 70dB of attenuation. Strong interfering tones will be eliminated without adversely affecting the AGC loop performance. On the bottom right of the front panel, a dedicated control knob adjusts the notch filter frequency.

| Digital noise reduction

The digital noise reduction reduces background noise and improves the signal-to-noise ratio. The noise reduction level is adjustable in 16 steps. It improves the readability of voice and data signals.

| Digital noise blanker

The noise blanker reduces pulse-type noise such as engine ignition and sparking. The NB level and width (blanking duration) are adjustable in 100 steps.

| High stability transmitter

The DDS (Direct Digital Synthesizer) creates a clear, clean transmit signal and improves the C/N ratio. With a dual-fan cooling system, the IC-7200 provides stable high quality output even during high duty cycle operation.





HF/50MHz TRANSCEIVER

IC-7200

USB port for PC control

The IC-7200 can be controlled by a PC through a USB port using the CI-V data format. In addition, modulator and received audio can also be transferred over the USB cable. By using appropriate external software, you can record incoming calls and/or transmit preprogrammed messages from your PC.

RF speech compressor

The digital RF speech compressor increases your average talk power in SSB mode. Even when the compression level is increased, the DSP controlled RF speech compressor provides low distortion audio.

CW mode operation

Full break-in, selectable CW carrier point (USB or LSB) and adjustable CW pitch are also standard.

Tough construction against water intrusion

Waterproof protection technologies that are used in Icom's marine radios are applied to

the buttons and knobs on the front panel to provide a measure of protection against water intrusion.

* IC-7200 is NOT waterproof.



Rugged design for outdoor use

The rugged design of the IC-7200 means your enjoyment of this rig is not limited to your shack only.

Other features

- RIT • VOX
- ±0.5ppm frequency stability
- LCD backlight (Hi/Lo/Off)
- CI-V interface
- 201 memory channels
- Built-in 20dB attenuator
- Preamp • Dial lock
- Auto TS function • 1Hz step tuning
- Band stacking register
- Built-in voice synthesizer • Quick split
- Front facing speaker • Quick set mode

"Rear bumper"

The "rear bumper" protects various connectors on the rear panel and lets you stand the radio on its rear end when the antenna is disconnected, such as while moving or packing the radio.



SPECIFICATIONS

GENERAL

| | |
|---|--|
| • Frequency range ^{*1} : | |
| Rx | 0.030–60.000000MHz ^{*2} |
| Tx | 1.800–1.999999MHz 3.500–3.999999MHz 5.3305, 5.3465, 5.3665, 5.3715, 5.4035MHz ^{*3} 7.000–7.300MHz 10.100–10.150MHz 14.000–14.350MHz 18.068–18.168MHz 21.000–21.450MHz 24.890–24.990MHz 28.000–29.700MHz 50.000–54.000MHz |
| ^{*1} Shows USA version. Frequency coverage depends on version. | |
| ^{*2} Guaranteed range: 0.5–29.7 and 50–54.000 MHz. ^{*3} USB only. | |
| • Mode : | USB, LSB, CW, RTTY (FSK), AM |
| • No. of memory Ch. : | 201Ch. (199 regular, 2 scan edges) |
| • Frequency resolution : | 1 Hz |
| • Frequency stability : | Less than ±0.5ppm |
| • Power supply requirement : | 13.8V DC ±15 % (negative ground) |
| • Current drain : | |
| Transmit | Max. power 22.0A |
| Receive | Max. audio 2.0A |
| | Stand-by 1.3A |
| • Operating temp. range : | –10°C to +60°C; +14°F to +140°F |
| • Antenna connector : | SO-239 (50Ω) |
| • Dimensions : | 241x84x281 mm |
| (projections not included) | 9½x3½x11½ in |
| • Weight (approx.) : | 5.5 kg; 12.1 lb |

OPTIONS

Some options may not be available in some countries. Please ask your dealer for details.



IC-PW1/IC-PW1EURO
HF+50 MHz 1 kW
HF LINEAR AMPLIFIER

Covers all HF and 50 MHz bands, provides clean, stable 1 kW output. Automatic antenna tuner and compact detachable controller are standard. 2 exciter inputs are available. (An optional OPC-599 is required.)



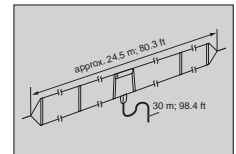
AH-2b ANTENNA ELEMENT
For mobile operation with the AH-4. All bands between 7–54MHz can be matched.



AH-4 HF+50 MHz AUTOMATIC ANTENNA TUNER
Covers 3.5–54MHz with a 7m (23ft) or longer wire antenna.



AT-180 AUTOMATIC ANTENNA TUNER
Compact, light weight antenna tuner.



AH-710 FOLDED DIPOLE ANTENNA
Covers from 1.9 to 30MHz. Has a PL-259 connector. Easy to assemble (non-kink construction).



SP-20 EXTERNAL SPEAKER
4 audio filters; headphone jack; can connect to 2 transceivers. Input impedance: 8Ω
Max. input power: 5W



SP-21 EXTERNAL SPEAKER
Input impedance: 8Ω
Max. input power: 5W



SP-10 EXTERNAL SPEAKER
Compact size speaker.



SM-50 DESKTOP MICROPHONE
Dynamic desktop microphone. Includes [UP]/[DOWN] switches and a low cut function.



SM-20 DESKTOP MICROPHONE
Electret desktop microphone. Includes [UP]/[DOWN] switches and a low cut function.



HM-36 HAND MICROPHONE
Same as that supplied with the radio.



PS-126 DC POWER SUPPLY
13.8V DC, 25A max. with 4-pin type connector.




CT-17 CI-V LEVEL CONVERTER
For remote transceiver control from a PC equipped with an RS-232C port.



MB-116 HANDLES
Protect buttons and knobs on the front panel when moving the radio.



MB-117 CARRYING HANDLE
Convenient when carrying the transceiver.



MB-118 MOBILE MOUNTING BRACKET
For mounting the radio in a vehicle.



OPC-599 CABLE ADAPTER
Converts 13-pin ACC connector to 7-pin + 8-pin ACC connector for connection with IC-PW1/EURO.

TRANSMITTER

| | |
|--|------------------------------|
| Modulation system : | |
| SSB | Digital PSN modulation |
| AM | Digital low power modulation |
| • Output power : | |
| SSB, CW, RTTY | 2–100 W |
| AM | 1–25 W* (* Carrier power) |
| • Spurious emissions (Unwanted emission) : | |
| HF bands | Less than –50dB |
| 50MHz band | Less than –63dB |
| • Carrier suppression : | More than 50dB |
| • Unwanted sideband : | More than 50dB |
| • Microphone connector : | 8-pin connector (600Ω) |

RECEIVER

| | |
|---|---|
| • Receive system : | Triple-conversion superheterodyne |
| • Intermediate frequencies : | 64.455MHz, 455kHz, 15.625kHz |
| • Sensitivity (10dB S/N, Preamp ON, Filter shape sharp) : | |
| SSB, CW | Less than 0.16μV (1.8–29.7MHz) Less than 0.13μV (50MHz band) Less than 13μV (0.5–1.799MHz) Less than 2μV (1.8–29.7MHz) Less than 1μV (50MHz band) |
| AM | |

| | |
|---|--|
| • Squelch sensitivity (SSB, threshold, Preamp ON) : | Less than 5.6 μV |
| • Selectivity | |
| SSB | More than 2.4kHz/–6dB |
| (BW: 2.4kHz, sharp) | Less than 3.6kHz/–60dB |
| CW | More than 500Hz/–6dB |
| (BW: 500Hz, sharp) | Less than 900Hz/–60dB |
| RTTY (BW: 350Hz) | More than 360Hz/–6dB |
| | Less than 650Hz/–60dB |
| AM (BW: 6kHz) | More than 6.0kHz/–6dB |
| | Less than 15.0kHz/–60dB |
| • Spurious and image rejection ratio : | More than 70dB |
| (Except ½ IF through on 50MHz band) | |
| • Audio output power (at 13.8 V DC) : | More than 2.0W at 10% distortion with an 8Ω load |
| • RIT variable range : | ±9.999kHz |
| • EXT speaker connector : | 2-conductor 3.5 (d mm (1/8") /8Ω |

Supplied accessories:

- Hand microphone
- DC power cable
- Spare fuses

All stated specifications are subject to change without notice or obligations.

Icom, Icom Inc. and the Icom logo are registered trademarks of Icom Incorporated (Japan) in the United States, the United Kingdom, Germany, France, Spain, Russia, Japan and/or other countries. All other trademarks are the properties of their respective holders.

Icom Inc.

1-1-32, Kami-minami, Hirano-ku, Osaka 547-0003, Japan Phone: +81 (06) 6793 5302 Fax: +81 (06) 6793 0013

www.icom.co.jp/world

Count on us!

Icom America Inc.

2380 116th Avenue NE,
Bellevue, WA 98004, U.S.A.
Phone : +1 (425) 454-8155
Fax : +1 (425) 454-1509
E-mail : sales@icomamerica.com
URL : <http://www.icomamerica.com>

Icom Canada

Glenwood Centre #150-6165 Highway 17,
Delta, B.C., V4K 5B8, Canada
Phone : +1 (604) 952-4266
Fax : +1 (604) 952-0090
E-mail : info@icomcanada.com
URL : <http://www.icomcanada.com>

Icom (Australia) Pty. Ltd.

Unit 1 / 103 Garden Road,
Clayton, VIC 3168 Australia
Phone : +61 (03) 9549 7500
Fax : +61 (03) 9549 7505
E-mail : sales@icom.net.au
URL : <http://www.icom.net.au>

Icom New Zealand

146A Harris Road, East Tamaki,
Auckland, New Zealand
Phone : +64 (09) 274 4062
Fax : +64 (09) 274 4708
E-mail : inquiries@icom.co.nz
URL : <http://www.icom.co.nz>

Icom (Europe) GmbH

Communication Equipment
Auf der Krautweide 24
65812 Bad Soden am Taunus, Germany
Phone : +49 (6196) 76685-0
Fax : +49 (6196) 76685-50
E-mail : info@icomeurope.com
URL : <http://www.icomeurope.com>

Icom Spain S.L.

Ctra. Rubi, No. 88 "Edificio Can Castanyer"
Bajos A 08174, Sant Cugat del Valles,
Barcelona, Spain
Phone : +34 (93) 590 26 70
Fax : +34 (93) 589 04 46
E-mail : icom@icomspain.com
URL : <http://www.icomspain.com>

Icom (UK) Ltd.

Blacksale House, Altira Park,
Herne Bay, Kent, CT6 6GZ, U.K.
Phone : +44 (01227) 741741
Fax : +44 (01227) 741742
E-mail : info@icomuk.co.uk
URL : <http://www.icomuk.co.uk>

Icom France s.a.s.

Zac de la Plaine,
1 Rue Brindejonc des Moulinais, BP 45804,
31505 Toulouse Cedex 5, France
Phone : +33 (5) 61 36 03 03
Fax : +33 (5) 61 36 03 00
E-mail : icom@icom-france.com
URL : <http://www.icom-france.com>

Icom Polska

81-850 Sopot, ul. 3 Maja 54, Poland
Phone : +48 (58) 550 7135
Fax : +48 (58) 551 0484
E-mail : icompolkska@icompolkska.com.pl
URL : <http://www.icompolkska.com.pl>

Asia Icom Inc.

6F No. 68, Sec. 1 Cheng-Teh Road,
Taipei, Taiwan, R.O.C.
Phone : +886 (02) 2559 1899
Fax : +886 (02) 2559 1874
E-mail : sales@asia-icom.com
URL : <http://www.asia-icom.com>

Beijing Icom Ltd.

10C07, Long Silver Mansion, No.88, Yong Ding
Road, Haidian District, Beijing, 100039, China
Phone : +86 (010) 5889 5391/5392/5393
Fax : +86 (010) 5889 5395
E-mail : bjicom@bjicom.com
URL : <http://www.bjicom.com>

Your local distributor/dealer: