

SPECIFICATIONS

[POWER SUPPLY SECTION]

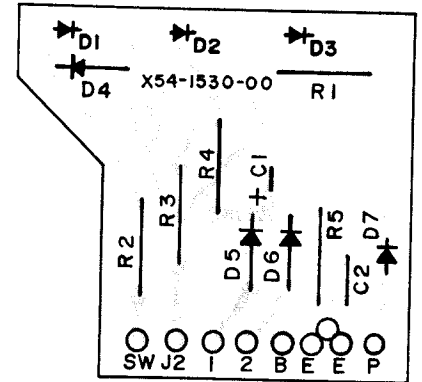
- Power Requirement:** AC 120V ± 10% or 220V ± 10% (K)
 AC 240V ± 10% or 220V ± 10% (W)(T)(X)
 50 ~ 60 Hz
- Power Consumption:** 80W (approx.)
- Output Voltage:** DC 13.8V (standard)
- Output Current:** Intermittent 3.5A (duty cycle 50%), Continuous 3A (max.)
- Fluctuation:** Less than ± 50 mV [against an input AC voltage variation of 120/220V ± 10% (K), 220/240V ± 10% (W)(T)(X)]
- Ripple Component:** Less than 5 mV (r.m.s.) [at 3.5A output current. AC 120/220V (K), 220/240V (W)(T)(X)]
- Dimensions:** 147 wide × 73 high × 180 deep (mm)
- Weight:** 3.3 kg (approx.)

[SPEAKER SECTION]

Impedance: 8 ohms

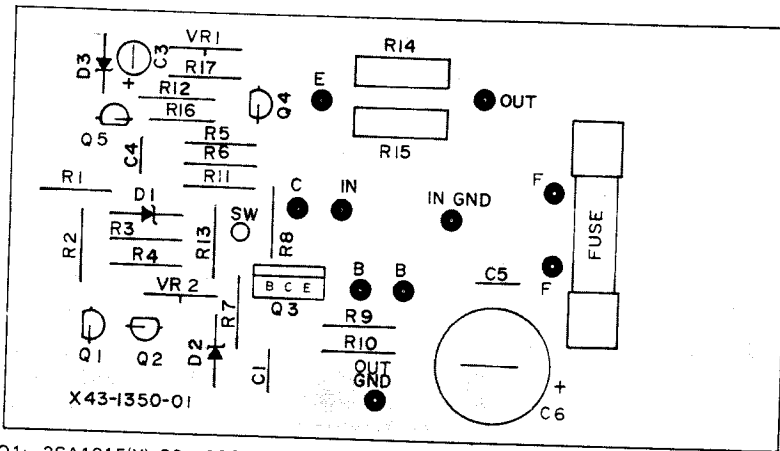
The above specifications are subject to change without notice for further improvement.

INDICATOR UNIT (X54-1530-00)




- D1: TLR-205 D2: TLY-205
 D3: TLG-205 D4: WZ-130
 D5~6: 1S1555 D7: 1S1555 or 1N4448

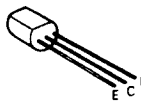
AVR unit (X43-1350-01)



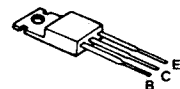
2SD525



2SA1015
 2SC1815
 2SC1959



2SA473



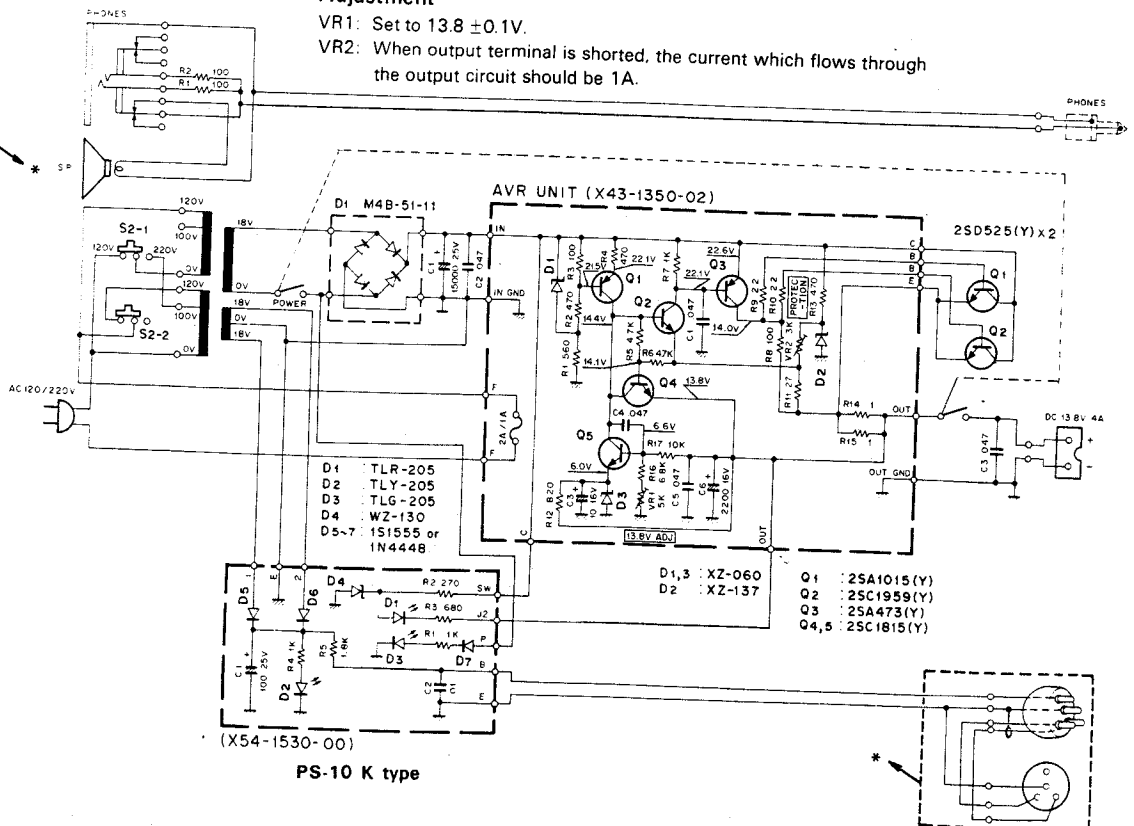
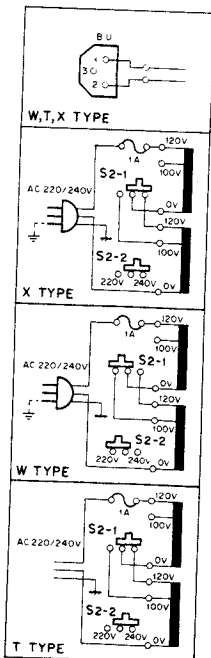
TLG, R, Y-205



- Q1: 2SA1015(Y) Q2: 2SC1959(Y) Q3: 2SA473(Y) Q4, 5: 2SC1815(Y)
 D1, 3: XZ-060 D2: XZ-137

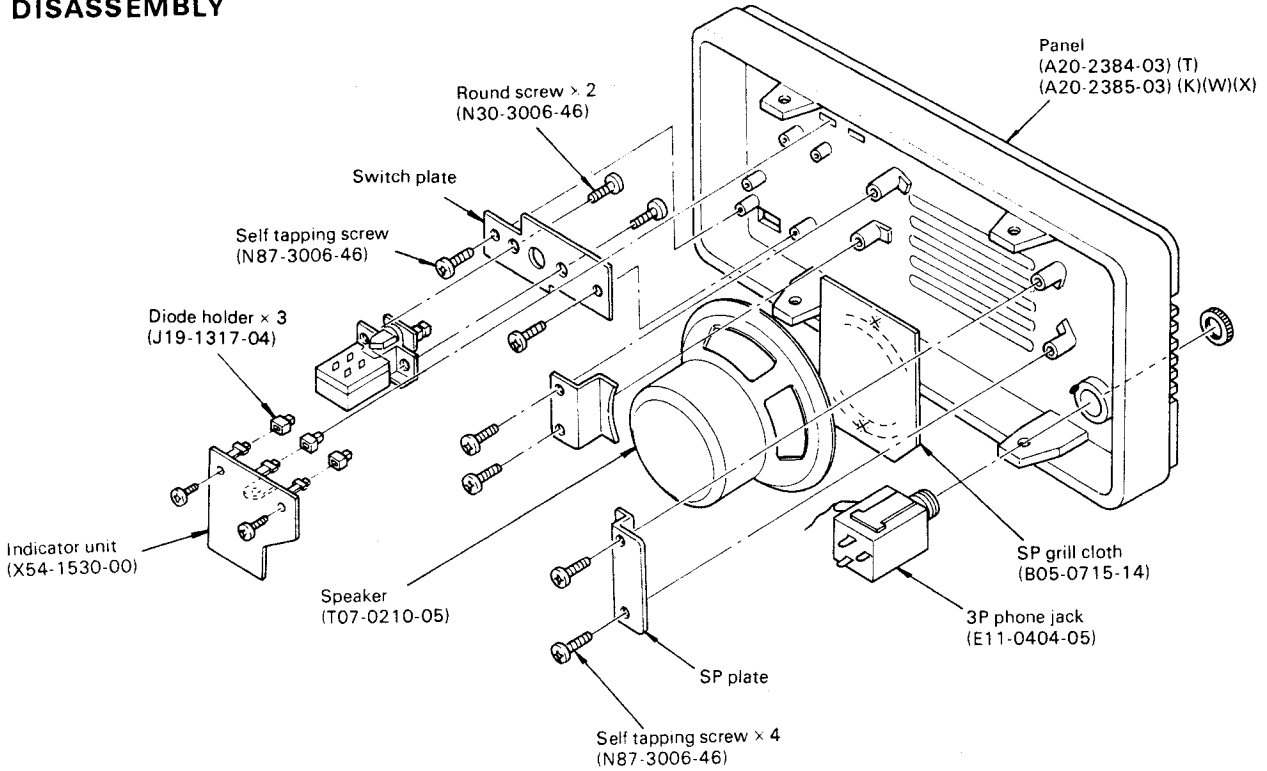
Adjustment

- VR1: Set to 13.8 ± 0.1V.
 VR2: When output terminal is shorted, the current which flows through the output circuit should be 1A.

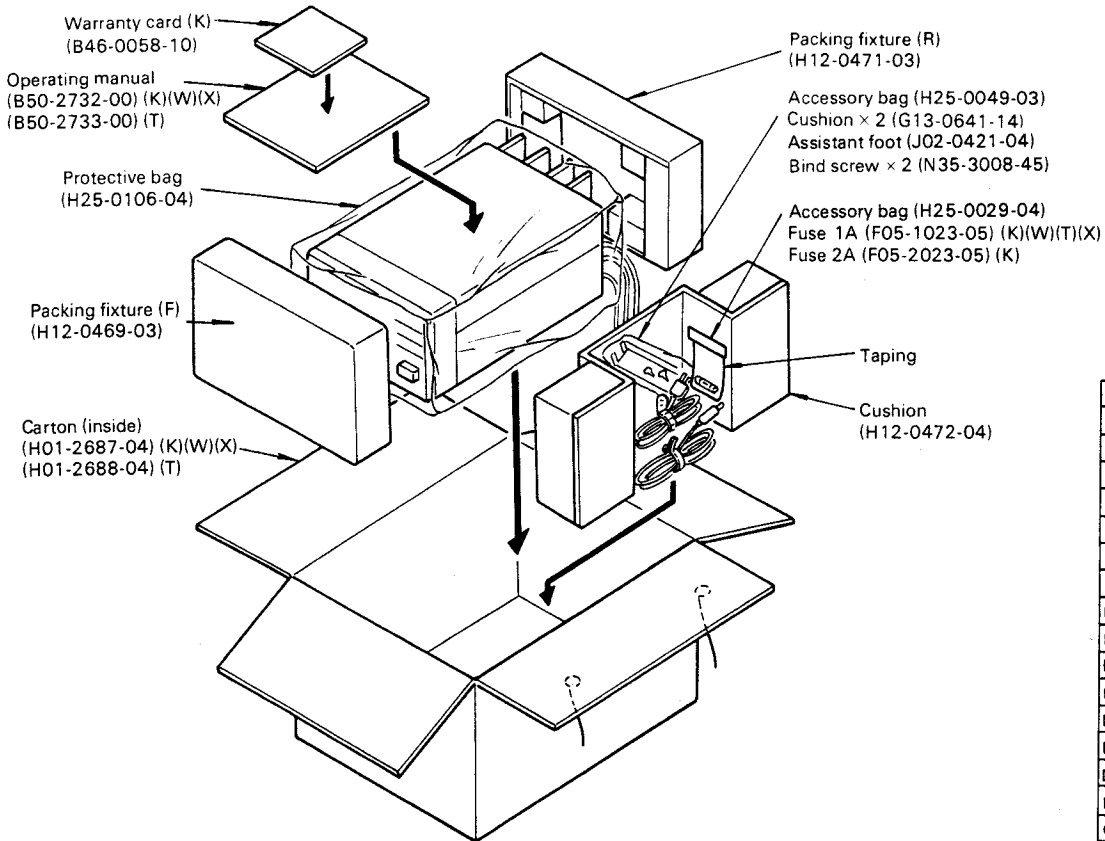


PS-10

DISASSEMBLY



PACKING



Refer to PLL unit (X50-1670-11, 71)

	K(-11)	X(-71)
X 2	45.8778	44.7667
X 3	46.4333	45.3222
X 4	48.2778	47.1667
X 5	48.8338	47.7222
X201	—	46.9889
R202	1K	720
R204	1.2K	1.8K
R205	1.2K	1.8K
R206	1.2K	1.8K
R207	1.2K	1.8K
R208	—	1.8K
D205	—	1S2588
D207	—	BA244A
D211	—	1S1555
D215	—	1S1555
C9	2P	3P
C14	1P	2P
C202	—	.01
C211	—	82P
L209	—	10μ
L211	—	L32-0627-05
TC205	—	60P

PS-10/SP-40

PS-10

Ref. No.	Parts No.	Description	Re- marks
	A01-0776-13	Case (upper)	☆
	A01-0777-03	Case (lower)	☆
	A20-2384-03	Panel (T)	☆
	A20-2835-03	Panel (K)(W)(X)	☆
	B05-0715-14	SP grill cloth	☆
	B46-0058-10	Warranty card (K)	☆
	B50-2732-00	Operating manual (K)(W)(X)	☆
	B50-2733-00	Operating manual (T)	☆
	C90-0826-05	E 15000 μ F 25V	☆
	C91-0456-05	C 0.047 μ F 25V	
	D32-0075-04	Switch stopper	
	E08-0471-05	4P socket T.PAD (K)	
	E09-0471-05	4P plug T.PAD (K)	
	E11-0404-05	3P phone jack	
	E30-0181-05	AC cord with plug (K)	
	E30-0185-05	AC cord with plug (X)	
	E30-0585-05	AC cord with plug (W)	
	E30-0602-05	AC cord with plug (T)	
	E30-1656-05	DC cord 13.8V	
	E30-1665-15	Cord with 3P connector BACK UP (T)(W)(X)	☆
	E30-1666-05	Cord with plug SP	☆
	E30-1673-05	3P cord BACK UP, T.PAD	☆
	F05-1023-05	Fuse 1A \times 2 (T)(W)(X) \times 1 (K)	
	F05-2023-05	Fuse 2A \times 2 (K)	
	F20-0078-05	Insulating sheet \times 2	
	F29-0014-05	Shoulder washer \times 2	
	G10-0604-04	Cushion cloth \times 2 (Lower case)	
	G13-0641-14	Cushion	☆
	H01-2687-04	Carton (inside) (K)(W)(X)	☆
	H01-2688-04	Carton (inside) (T)	☆
	H12-0469-03	Packing fixture (F)	☆
	H12-0471-03	Packing fixture (R)	☆
	H12-0472-04	Cushion	☆
	H25-0029-04	Accessory bag (Fuse)	
	H25-0049-03	Accessory bag (Foot, screw)	
	H25-0106-04	Protective bag	
	J02-0022-05	Foot \times 4	☆
	J02-0421-04	Assistant foot	☆
	J19-1317-04	Diode holder \times 3	
	J41-0006-05	Cord bushing \times 3	
	J41-0024-15	Cord bushing (T)(W)(X)	☆
	J42-0420-05	Cord bushing (BACK UP)	
	J42-0422-05	Cord bushing (K)	
	J61-0019-05	Vinyletie	
	K29-0739-04	Knob	☆
	L01-8096-05	Power trans.	☆
	N30-3006-46	Round screw \times 8	

SP-40

SPECIFICATIONS

Speaker size: 57 mm
Maximum input: 3W
Impedance: 4 ohms
Frequency response: 400 Hz - 5 kHz
Input plug: 3.5 mm (dia) 1/8"
Dimensions: 2-11/16 (3) W \times 2-1/2 (2-7/8) H \times 2-1/8 (2-5/32) D inch
 68 (76) W \times 64 (72.5) H \times 53 (54) D mm (projections)
Weight: 0.44 lbs (200 g)

Ref. No.	Parts No.	Description	Re- marks
	N32-3006-46	Flat screw \times 3	
	N35-3006-45	Bind screw \times 9	
	N35-3008-45	Bind screw \times 4	
	N87-2606-46	Self tapping screw \times 2	
	N87-3006-46	Self tapping screw \times 11	
	N87-3008-46	Self tapping screw \times 4	
	N87-3016-46	Self tapping screw \times 2	
	N87-4010-41	Self tapping screw \times 4	
	N89-3006-45	Self tapping screw \times 7	
	S31-2027-05	AC volt. switch	
	S40-2418-05	Push switch (POWER)	☆
	T07-0210-05	Speaker	☆

AVR UNIT (X43-1350-01)

Ref. No.	Parts No.	Description	Re- marks
C1	C91-0456-05	C 0.047 μ F	
C3	CE04W1C100	E 10 μ F 16V	
C4,5	C91-0456-05	C 0.047 μ F	
C6	CE04W1C222MA	E 2200 μ F 16v	☆
	E23-0047-04	Square terminal	
	J13-0401-05	Fuse holder	
VR1	R12-2015-05	Trim. pot 5k Ω	
VR2	R12-1016-05	Trim. pot 3k Ω	
R14,15	R92-0618-05	Metal film 0.1 Ω	☆

INDICATOR UNIT (X54-1530-00)

Ref. No.	Parts No.	Description	Re- marks
C1	CE04W1E101M	E 100 μ F 25V	

PS-10 Semiconductor

Ref. No.	Parts No.	Description	Re- marks
Diode	1N4448	V11-7766-06	
	1S1555	V11-0076-05	
	M4B-51-11	V11-2164-06	
Zener-Diode	XZ-060	V11-4101-20	
	WZ-130	V11-0297-05	
	XZ-137	V11-4161-76	
LED	TLG-205	V11-3162-86	Green
	TLR-205	V11-3162-96	Red
	TLY-205	V11-3163-16	Yellow
TR	2SA473(Y)	V01-0473-06	
	2SA1015(Y)	V01-1015-06	
	2SC1815(Y)	V03-1815-06	
	2SC1959(Y)	V03-1959-06	
	2SD525(O) or (Y)	V04-0525-26	

SP-40

Ref. No.	Parts No.	Description	Re- marks
	E30-1667-08	Cord with plug	☆
	J02-0422-08	Foot	☆
	J19-1336-08	Auxiliary mounting plate	☆
	N09-0620-08	Screw for foot	☆
	N09-0628-08	Screw for aux mounting plate	☆
	N09-0629-08	Screw for foot	☆
	N14-0404-04	Flange nut	
	N32-3014-46	Flat screw	
	N99-0306-04	Hex head bolt	☆
	T07-0211-08	Speaker	☆