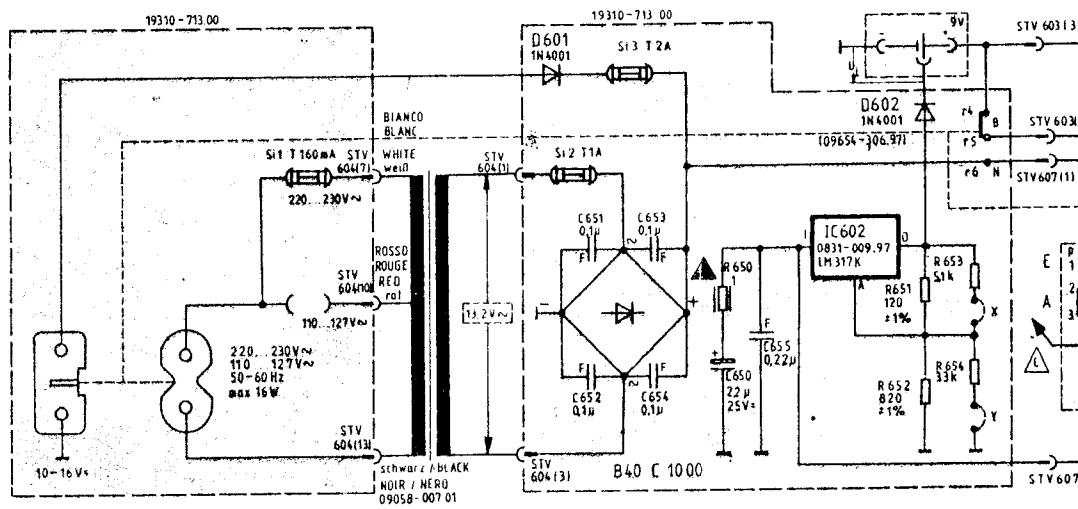
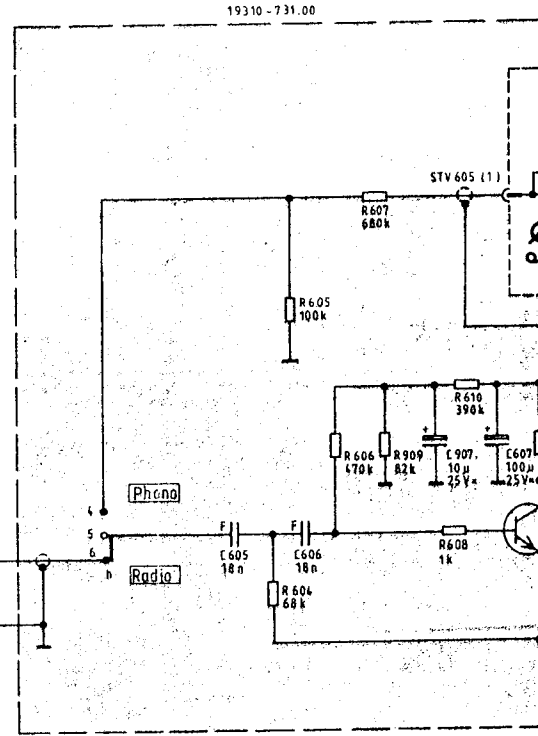
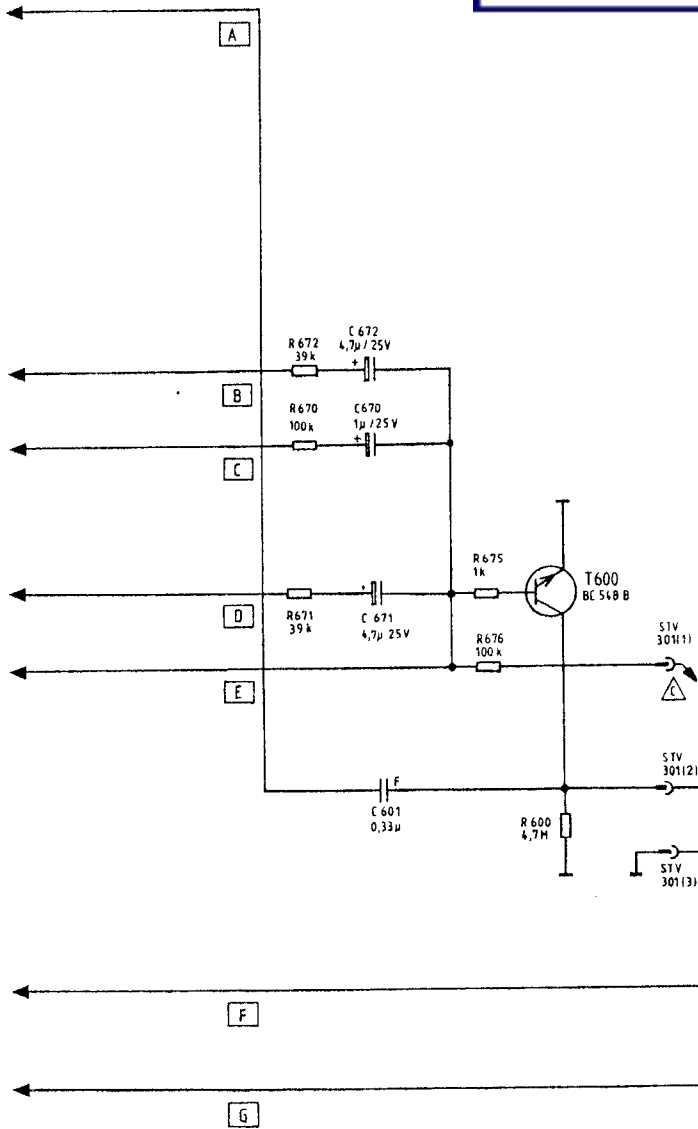


C	101, 102, 103, 104, 105,	217,	206, 200,	201,	202, 205,	210,	215,	203, 207,	341,	342,	301, 344, 204, 208, 212, 216,	221, 302,	303,	304, 248,	305,
R	101				345,	347,	348, 349,	211,	341,	342,	402, 406, 403, 405, 407,	200, 344, 402, 343,	201,	410, 222,	408,



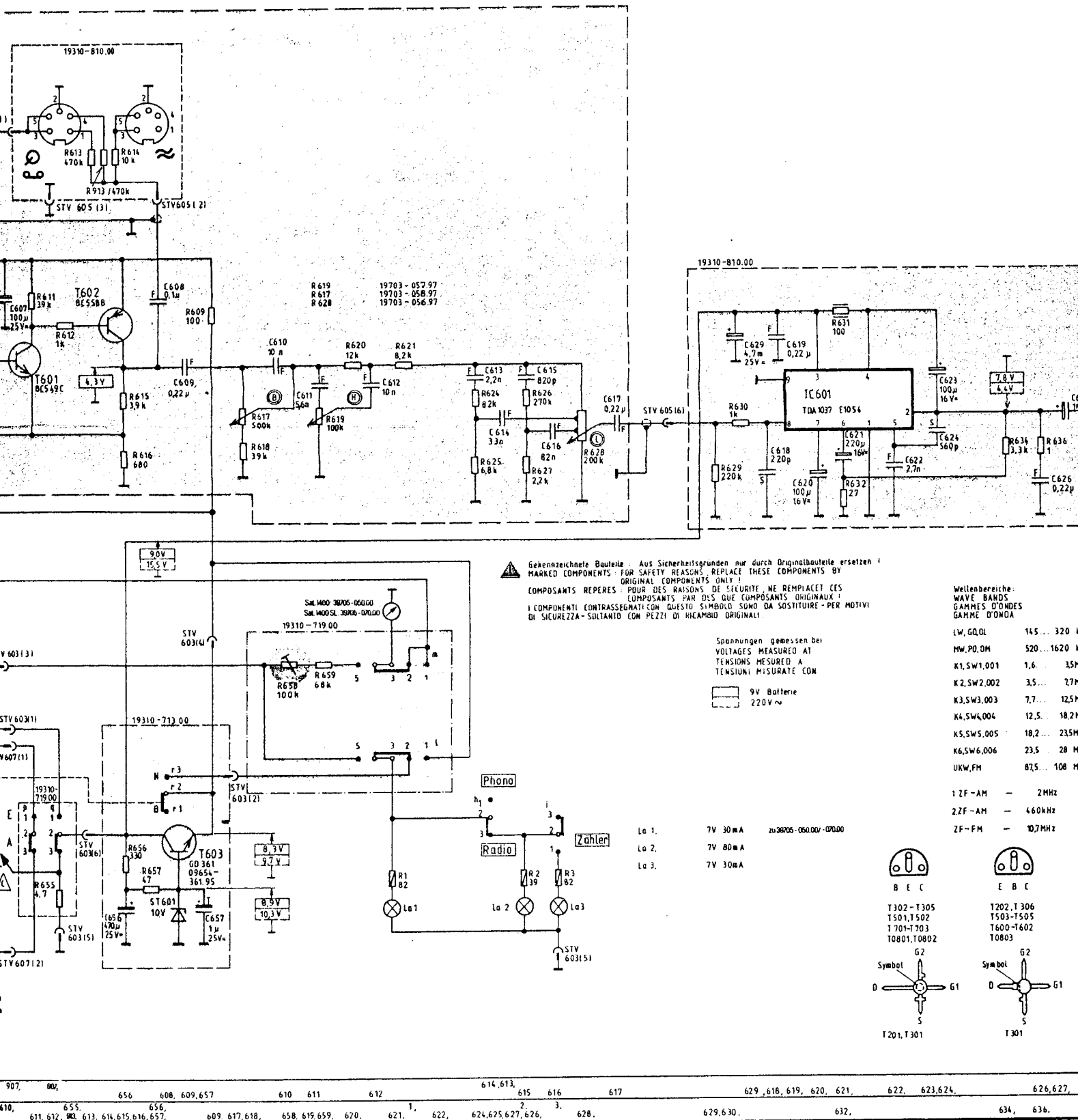
bei $U_1 < 9,05V$ X verbinden
bei $U_1 > 9,35V$ Y verbinden

C	671, 672, 670, 601,	651, 652, 653, 654,	650, 655, 605,	606,	909,	610,
R	671, 672, 670,	675, 676,	600,	650,	604, 605, 606,	651, 652, 653, 654, 607, 608,

Ferritlabantenne kpl
 FERRIT AERIAL
 ANTENNE FERRITE
 ANTENNA DI FERRITE COMPL.

HF - NF - Platte
 RF - AF - BOARD
 CIRCUIT IMPRIME - HF - BF
 PIASTRA - AF - BF

Tuner - Platte
 TUNER - BOARD
 CIRCUIT IMPRIME - TUNER
 PIASTRA TUNER



⚠ Gezeichnete Bauteile - Aus Sicherheitsgründen nur durch Originalbauteile ersetzen!
 MARKED COMPONENTS - FOR SAFETY REASONS REPLACE THESE COMPONENTS BY ORIGINAL COMPONENTS ONLY!
 COMPOSANTS REPRES - POUR DES RAISONS DE SECURITE NE REMPLACEZ CES COMPOSANTS PAR DES QUE COMPOSANTS ORIGINAUX!
 I COMPONENTI CONTRASSEGNAI CON QUESTO SIMBOLO SONO DA SOSTITUIRE PER MOTIVI DI SICUREZZA - SOLTANTO CON PEZZI DI RICAMBIO ORIGINALI!

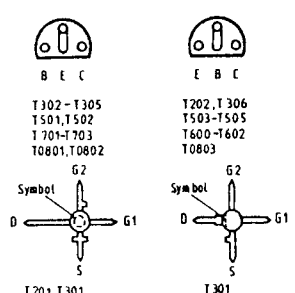
Spannungen gemessen bei
 VOLTAGES MEASURED AT
 TENSIONI MISURATE CON

9V Batterie
 220V ~

Wellenbereiche:
 WAVE BANDS
 GAMMES D'ONDES
 GAMME D'ONDA

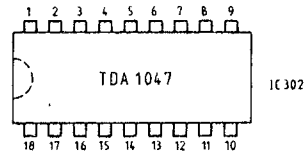
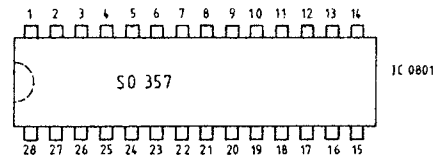
LW, GQ, DL	145 ... 320 kHz
MW, PD, DM	520 ... 1620 kHz
K1, SW1, 001	1,6 ... 35 MHz
K2, SW2, 002	3,5 ... 17 MHz
K3, SW3, 003	7,7 ... 12,5 MHz
K4, SW4, 004	12,5 ... 18,2 MHz
K5, SW5, 005	18,2 ... 23,5 MHz
K6, SW6, 006	23,5 ... 28 MHz
UKW, FM	87,5 ... 108 MHz

1 ZF - AM - 2 MHz
 2 ZF - AM - 460 kHz
 ZF - FM - 10,7 MHz

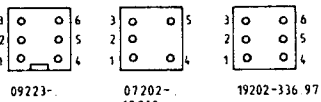
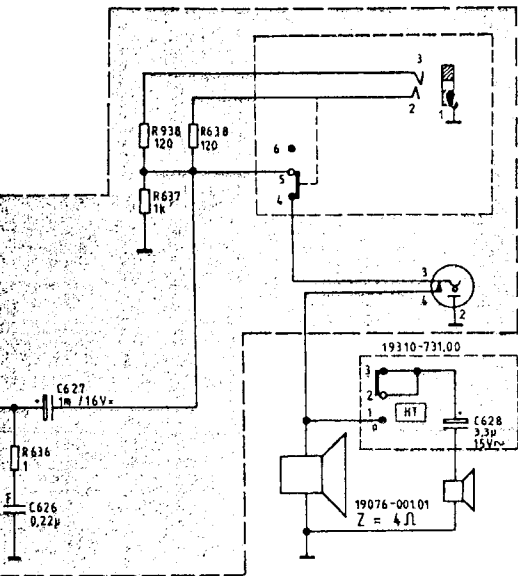


- 907, 600, 610, 612, 614, 613, 615, 616, 617, 618, 619, 620, 621, 622, 623, 624, 626, 627, 628, 629, 630, 632, 634, 636, 655, 656, 657, 658, 659, 660, 661, 662, 663, 664, 665, 666, 667, 668, 669, 670, 671, 672, 673, 674, 675, 676, 677, 678, 679, 680, 681, 682, 683, 684, 685, 686, 687, 688, 689, 690, 691, 692, 693, 694, 695, 696, 697, 698, 699, 700, 701, 702, 703, 704, 705, 706, 707, 708, 709, 710, 711, 712, 713, 714, 715, 716, 717, 718, 719, 720, 721, 722, 723, 724, 725, 726, 727, 728, 729, 730, 731, 732, 733, 734, 735, 736, 737, 738, 739, 740, 741, 742, 743, 744, 745, 746, 747, 748, 749, 750, 751, 752, 753, 754, 755, 756, 757, 758, 759, 760, 761, 762, 763, 764, 765, 766, 767, 768, 769, 770, 771, 772, 773, 774, 775, 776, 777, 778, 779, 780, 781, 782, 783, 784, 785, 786, 787, 788, 789, 790, 791, 792, 793, 794, 795, 796, 797, 798, 799, 800, 801, 802, 803, 804, 805, 806, 807, 808, 809, 810, 811, 812, 813, 814, 815, 816, 817, 818, 819, 820, 821, 822, 823, 824, 825, 826, 827, 828, 829, 830, 831, 832, 833, 834, 835, 836, 837, 838, 839, 840, 841, 842, 843, 844, 845, 846, 847, 848, 849, 850, 851, 852, 853, 854, 855, 856, 857, 858, 859, 860, 861, 862, 863, 864, 865, 866, 867, 868, 869, 870, 871, 872, 873, 874, 875, 876, 877, 878, 879, 880, 881, 882, 883, 884, 885, 886, 887, 888, 889, 890, 891, 892, 893, 894, 895, 896, 897, 898, 899, 900, 901, 902, 903, 904, 905, 906, 907, 908, 909, 910, 911, 912, 913, 914, 915, 916, 917, 918, 919, 920, 921, 922, 923, 924, 925, 926, 927, 928, 929, 930, 931, 932, 933, 934, 935, 936, 937, 938, 939, 940, 941, 942, 943, 944, 945, 946, 947, 948, 949, 950, 951, 952, 953, 954, 955, 956, 957, 958, 959, 960, 961, 962, 963, 964, 965, 966, 967, 968, 969, 970, 971, 972, 973, 974, 975, 976, 977, 978, 979, 980, 981, 982, 983, 984, 985, 986, 987, 988, 989, 990, 991, 992, 993, 994, 995, 996, 997, 998, 999, 1000

SSB-Platte SSB - BOARD CIRCUIT IMPRIME - SSB PIASTRA - SSB	19426 - 03900	19311 - 219.00
NF-Platte AF - BOARD CIRCUIT IMPRIME - BF PIASTRA - BF	19310 - 806.00	19310 - 810.00
Regler - Platte CONTROL BOARD CIRCUIT IMPRIME DE REGLAGE PIASTRA DI REGOLAZIONE	19311 - 207.00	19310 - 731.00
Zähler COUNTER COMPTEUR CONTATORE		19720 - 049.00
Anzeige INDICATION INDICAZIONE		19720 - 050.00
Zähler-Platte COUNTER - BOARD CIRCUIT IMPRIME COMPTEUR PIASTRA - CONTATORE		19310 - 796.00

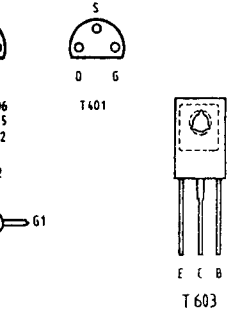


Von unten gesehen
BOTTOM VIEW
VUE DE DESSOUS
VISTO DA SOTTO



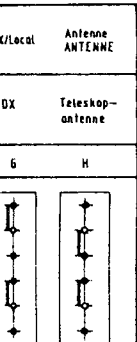
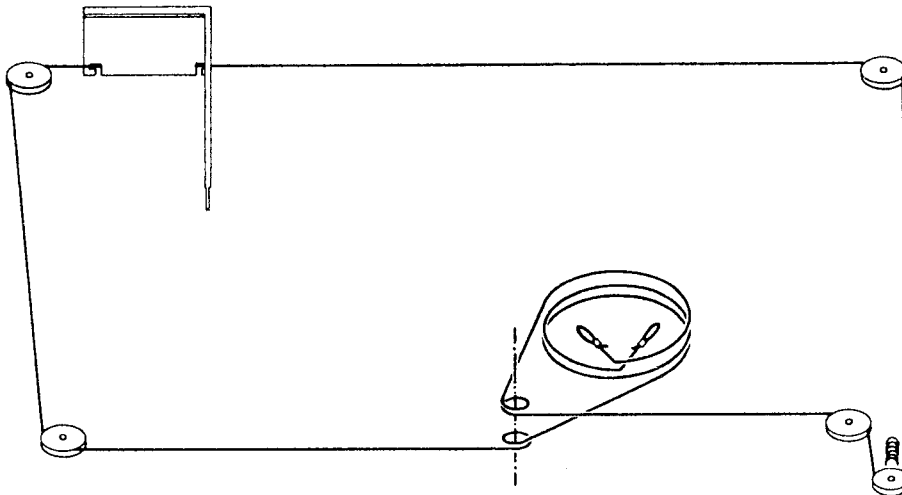
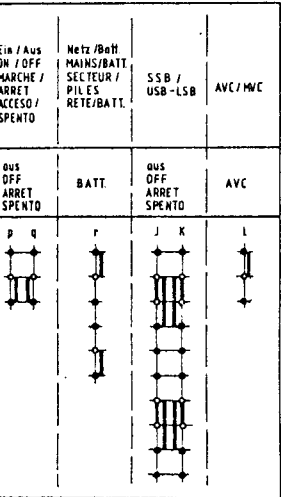
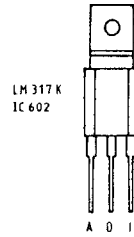
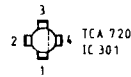
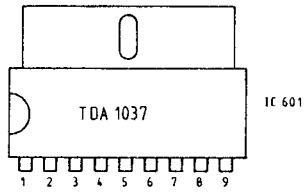
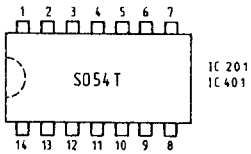
- Elko
- Tantel-Elko
- Styrolflex-Kondensator
- Folien-Kondensator
- Keramik Kondensator
- Glimmer-Kondensator
- gedruckter Kond. / PRINTED CAPACITOR / COND. IMPRIME / COND. STAMPATO
- 0207 DIN
- 0411 DIN
- 0204 DIN
- Nicht entflammbar / NON INFLAMMABLE / NON INFLAMMABILE
- Ferritperle / FERRITE BEAD / PERLE FERRITE / PERLA DI FE

- 45... 320 kHz
- 20... 1620 kHz
- 6... 35MHz
- 15... 7.7MHz
- 7... 12.5MHz
- 2.5... 18.2MHz
- 0.2... 23.5MHz
- 3.5... 28 MHz
- 7.5... 104 MHz



Schalter für: SWITCH FOR: COMMUTATEUR POUR COMMUTATORE DI	AFC	MUTING	RADIO PHONO	Zähler COUNTER COMPTEUR CONTATORE	Kurzzeitbel. TEMPORARY ILLUMINATION TEMPORAIRE ILLUMINAZ. TEMPORANEA Batteriekont. BATTERY CONTR. CONTR. BATTERIA	Ein / Aus ON / OFF MARCHE / ARRET ACCESO / SPENTO
gezeichnete Schaltung: SHOWN IN POSITION: MONTRE EN POSITION: RAPPRESENTATO IN POS.	aus OFF ARRET SPENTO	aus OFF ARRET SPENTO	RADIO	aus OFF ARRET SPENTO	Abstimmanz. TUNING INDIC. INDICAZIONE DI SINTONIA	aus OFF ARRET SPENTO
	a b	c d	g h	i k	l m	n o
	1					
	2					
	3					
	4					
	5					
	6					
	7					
	8					
	9					
	10					

Schalter für: SWITCH FOR: COMMUTATEUR POUR: COMMUTATORE DI:	L/M/K/U LW/MW/SW/FH GO/PO/DC/FH OL/OM/OC1/FH	U FH FM	K2-6 SW2-6 OC 2-6	K2-6 SW2-6 OC 2-6	DX/Local	AN
gezeichnete Schaltung: SHOWN IN POSITION: MONTRE EN POSITION: RAPPRESENTATO IN POS.	L LW GO OL	L/M/K LW/MW/SW GO/PO/DC OL/OM/OC	L/M/K1/U LW/MW/SW1/FH GO/PO/DC1/FH OL/OM/OC1/FH	K2 SW2 OC 2	DX	Ten
	A B	C	D	E F	G	
	1					
	2					
	3					
	4					
	5					
	6					
	7					
	8					
	9					
	10					
	11					
	12					
	13					
	14					
	15					
	16					
	17					
	18					
	19					
	20					
	21					
	22					
	23					
	24					
	25					
	26					
	27					
	28					
	29					
	30					
	31					
	32					



AM-FM-Seilzug

Drehko eingedreht
Seillänge ca. 1283 mm

AM-FM-DIAL CORD

varicap closed
cord length approx. 1283 mm

ENTRAINEMENT AM/FM

condensateur fermé
longueur de cable 1283 mm

MONTAGGIO DELLA FUNICELLA AM/FM

condensatore variabile chiuso
lunghezza della funicella ca. 1283 mm

Anderungen vorbehalten!
ALTERATIONS RESERVED!
MODIFICAZIONI RISERVATE!
CON RISERVA DI MODIFICA!



Downloaded by
RadioAmateur.EU

Satellit 1400 professional
Satellit 1400 SL professional

(15040-906.01)

Teil 2