

TECHNICAL MANUAL

**ORGANIZATIONAL AND DIRECT SUPPORT MAINTENANCE
REPAIR PARTS AND SPECIAL TOOLS LIST
FOR**

**ANTENNA GROUP OE-254/GRC
(NSN 5985-01-063-1574)**

Distribution authorized to the Department of Defense and DOD contractors only for official use or for administration or operational purposes. This determination was made on 8 March 1988. Other requests for this document will be referred to Commander, US Army Communications-Electronics Command and Fort Monmouth, ATTN: AMSEL-ME-P, Fort Monmouth, NJ 07703-5000.

DESTRUCTION NOTICE- Destroy by any method that will prevent disclosure of contents or reconstruction of the document.

ORGANIZATIONAL AND DIRECT SUPPORT MAINTENANCE
 REPAIR PARTS AND SPECIAL TOOLS LIST
 FOR

**ANTENNA GROUP OE-254/GRC
 (NSN 5985-01-063-1574)**

Current as of 18 March 1988

REPORTING ERRORS AND RECOMMENDING IMPROVEMENTS

You can help improve this manual. If you find any mistakes or if you know of a way to improve the procedures, please let us know. Mail your letter, DA Form 2028 (Recommended Changes to Publications and Blank Forms), or DA Form 2028-2 located in back of this manual direct to: Commander, US Army Communications-Electronics Command and Fort Monmouth, ATTN: AMSEL-ME-MP, Fort Monmouth, NJ 07703-5000.

In either case, a reply will be furnished direct to you.

Table of Contents

		Page	Illus Figure
SECTION	I. Introduction	1	
	II. Repair Parts List	1-1	
GROUP	00 Antenna Group OE-254/GRC	1-1	1
	01 Antenna AS-3166/GRC	2-1	2
	0101 Feedcone Assembly	3-1	3
	010101 Balun Assembly	4-1	4
	02 Mast AB-1244/GRC	5-1	5
	03 Cable Assembly	6-1	6
SECTION	III. Special Tools List (Not applicable)		
	IV. Cross-Reference Indexes		
	National Stock Number Index	I-1	
	Part Number Index	I-2	
	Figure and Item Number Index	I-4	

*This manual supersedes TM 11-5985-357-23P, 1 June 1983.

SECTION I

INTRODUCTION

1. Scope

This manual lists and authorizes spares and repair parts; special tools; special test, measurement, and diagnostic equipment (TMDE); and other special support equipment required for performance of organizational and direct support maintenance of the OE-254/GRC. It authorizes the requisitioning, issue, and disposition of spares, repair parts and special tools as indicated by the source, maintenance and recoverability (SMR) codes.

2. General

This Repair Parts and Special Tools List is divided into the following sections:

a. Section II. Repair Parts List. A list of spares and repair parts authorized by this RPSTL for use in the performance of maintenance. The list also includes parts which must be removed for replacement of the authorized parts. Parts lists are composed of functional groups in ascending numeric sequence, with the parts in each group listed in ascending item number sequence. Figure numbers are listed directly beneath the group header.

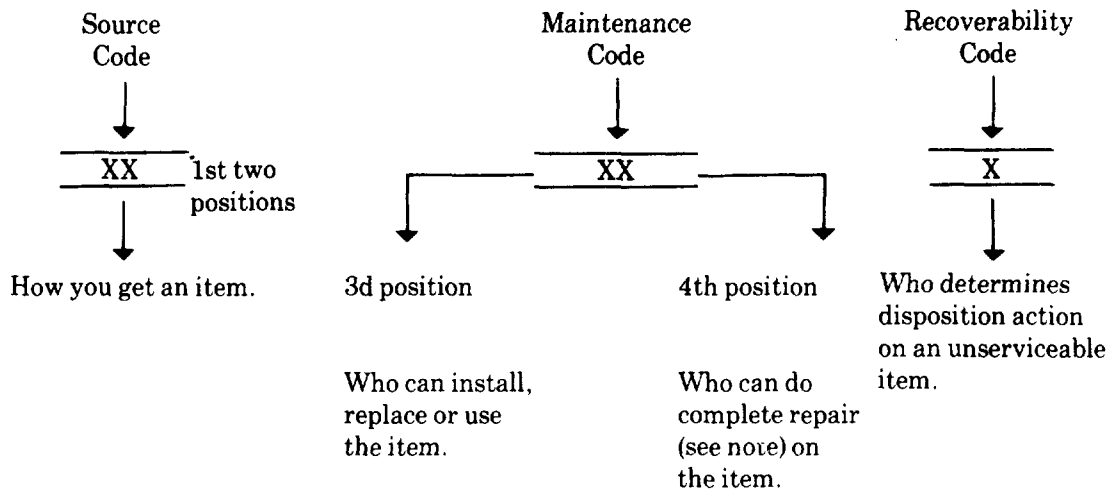
b. Section III. Special Tools List. Not applicable.

c. Section IV. Cross-Reference Indexes. A list, in National item identification number (NIIN) sequence, of all National stock numbered items appearing in the listing, followed by a list in alphameric sequence of all part numbers appearing in the listings. National stock numbers and part numbers are cross-referenced to each illustration figure and item number appearance. The figure number and item number index lists figure and item numbers in numeric sequence and cross-references National stock number, Federal Supply Code for Manufacturer and part numbers.

3. Explanation of Columns (Section II and III)

a. Item No. (Column (1)). Indicates the number used to identify items called out in the illustration.

b. SMR Code (Column (2)). The source, maintenance, and recoverability (SMR) code is a five-position code containing supply/requisitioning information, maintenance category authorization criteria, and disposition instruction, as shown in the following breakout:



NOTE

Complete repair: Maintenance capacity, capability, and authority to perform all corrective maintenance tasks of the "Repair" function in a use/user environment in order to restore serviceability to a failed item.

(1) *Source code.* The source code tells you how to get an item needed for maintenance, repair, or overhaul of an end item/equipment. Explanations of source codes follows:

Code

Explanation

PA
PB
PC
PD
PE
PF
PG

Stocked items; use the applicable NSN to request/requisition items with these source codes. They are authorized to the category indicated by the code entered in the third position of the SMR code.

NOTE

Items coded PC are subject to deterioration.

KD
KF
KB

Items with these codes are not to be requested/requisitioned individually. They are part of a kit which is authorized to the maintenance category indicated in the third position of the SMR code. The complete kit must be requisitioned and applied.

MO—Made at org/AVUM category
MF—Made at DS/AVIM category
MH—Made at GS category
ML—Made at Specialized Repair Activity (SRA)
MD—Made at Depot

Items with these codes are not to be requested/requisitioned individually. They must be made from bulk material which is identified by the part number in the description and usable on code (UOC) column and listed in the Bulk Material group of the repair parts list. If the item is authorized to you by the third position code of the SMR code, but the source code indicates it is made at a higher category, order the item from the higher category of maintenance.

AO— Assembled by org/AVUM category
AF— Assembled by DS/AVIM category
AH—Assembled by GS category
AL— Assembled by SRA
AD— Assembled by Depot

Items with these codes are not to be requested/requisitioned individually. The parts that make up the assembled item must be requisitioned or fabricated and assembled at the category of maintenance indicated by the source code. If the third position code of the SMR code authorizes you to replace the item, but the source code indicates the item is assembled at a higher category, order the item from the higher category of maintenance.

XA— Do not requisition an “XA” coded item Order its next higher assembly.

XB— If an “XB” item is not available from salvage, order it using the FSCM and part number given.

XC— Installation drawing, diagram, instruction sheet, field service drawing, that is identified by manufacturers part number.

XD— Item is not stocked. Order an “XD” coded item through normal supply channels using the FSCM and part number given, if no NSN is available.

NOTE

Cannibalization or controlled exchange, when authorized, may be used as a source of supply for items with the above source codes, except for those source coded "XA" or those aircraft support items restricted by requirements of AR 750-1.

(2) *Maintenance code.* Maintenance codes tell you the category of maintenance authorized to USE and REPAIR support items. The maintenance codes are entered in the third and fourth positions of the SMR code as follows:

(a) The maintenance code entered in the third position tells you the lowest maintenance category authorized to remove, replace, and use an item. The maintenance code entered in the third position will indicate authorization to one of the following categories of maintenance.

Code

Application/Explanation

- C— Crew or operator maintenance done within organizational or aviation maintenance.
- O— Organizational or aviation unit category can remove, replace, and use the item.
- F— Direct support or aviation intermediate category can remove, replace, end use the item.
- H— General support category can remove, replace, and use the item.
- L— Specialized repair activity can remove, replace, and use the item.
- D— Depot category can remove, replace, and use the item.

(b) The maintenance code entered in the fourth position tells whether or not the item is to be repaired and identifies the lowest maintenance category with the capability to do complete repair (i.e., perform all authorized repair functions). This position will contain one of the following maintenance codes.

NOTE

Some limited repair may be done on the item at a lower category of maintenance, if authorized by the Maintenance Allocation Chart (MAC) and SMR codes.

Code

Application/Explanation

- O— Organizational or aviation unit is the lowest category that can do complete repair of the item.
- F— Direct support or aviation intermediate is the lowest category that can do complete repair of the item.
- H— General support is the lowest category that can do complete repair of the item.
- L— Specialized repair activity (designate the specialized repair activity) is the lowest category that can do complete repair of the item.
- D— Depot is the lowest category that can do complete repair of the item.
- Z— Nonreparable. No repair is authorized.
- B— No repair is authorized. (No parts or special tools are authorized for the maintenance of a "B" coded item.) However, the item may be reconditioned by adjusting, lubricating, etc., at the user category.

(3) *Recoverability code.* Recoverability codes are assigned to items to indicate the disposition action on unserviceable items. The recoverability code is entered in the fifth position of the SMR Code as follows:

Recoverability codes

Application/Explanation

- Z— Nonreparable Item. When unserviceable, condemn and dispose of the item at the category of maintenance shown in the third position of SMR Code.
- O— Repairable item. When uneconomically repairable, condemn and dispose of the item at organizational or aviation unit category.
- F— Repairable item. When uneconomically repairable, condemn and dispose of the item at direct support or aviation intermediate category.
- H— Repairable item. When uneconomically repairable, condemn and dispose of the item at general support category.
- D— Repairable item. When beyond lower category repair capability, return to depot. Condemnation and disposal of item not authorized below depot category.

Recoverability
codes

Application/Explanation

L— Reparable item. Condemnation and disposal not authorized below specialized repair activity (SRA).
A— Item requires special handling or condemnation procedures because of specific reasons (e.g., precious metal content, high dollar value, critical material, or hazardous material). Refer to appropriate manuals/directives for specific instructions.

c. *FSCM (Column (3))*. The Federal Supply Code for Manufacturer (FSCM) is a 5-digit numeric code which is used to identify the manufacturer, distributor, or Government agency, etc., that supplies the item.

d. *Part Number (Column (4))*. Indicates the primary number used by the manufacturer (individual, company, firm, corporation, or Government activity), which controls the design and characteristics of the item by means of its engineering drawings, specifications, standards, and inspection requirements to identify an item or range of items.

NOTE

When you use a NSN to requisition an item, the item you receive may have a different part number from the part ordered.

e. *Description and Usable on Code (UOC) (Column (5))*. This column includes the following information.
(1) The Federal item name and, when required, a minimum description to identify the item.
(2) The statement "END OF FIGURE" appears just below the last item description in Column (5) for a given figure in both section II and section III.

f. *Qty (Column (6))*. Indicates the quantity of the item used in the breakout shown on the illustration figure, which is prepared for a functional group, subfunctional group, or an assembly. A "V" appearing in this column in lieu of a quantity indicates that the quantity is variable and the quantity may vary from application to application.

4. Explanation of Columns (Section IV)

a. *National Stock Number (NSN) Index*.

(1) *Stock number column*. This column lists the NSN by National item identification number (NIIN) sequence. The NIIN consists of the last nine digits of the NSN. When using this column to locate an item, ignore the first four digits of the NSN. When requisitioning items use the complete NSN (13 digits).

(2) *Fig. column*. This column lists the number of the figure where the item is identified/located. The illustrations are in numerical sequence in sections II and III.

(3) *Item column*. The item number identifies the item associated with the figure listed in the adjacent Fig. column. This item is also identified by the NSN listed on the same line.

b. *Part Number Index*. Part numbers in this index are listed by part number in ascending alphanumeric sequence.

(1) *FSCM column*. This column lists the Federal supply code for manufacturer (FSCM).

(2) *Part number column*. This column indicates the part number assigned to the item.

(3) *Stock number column*. This column lists the National stock number for the associated part number and manufacturer identified in the part number and FSCM columns to the left.

(4) *Fig. column*. This column lists the number of the figure where the item is identified/located in sections II and III.

(5) *Item column*. The item number is that number assigned to the item as it appears in the figure referenced in the adjacent figure number column.

c. *Figure and Item Number Index*.

(1) *Fig. column*. This column lists the number of the figure where the item is identified/located in sections II and III.

(2) *Item column*. The item number is that number assigned to the item as it appears in the figure referenced in the adjacent figure number column.

(3) *Stock number column*. This column lists the National stock number for the item.

(4) *FSCM column*. The Federal supply code for manufacturer (FSCM) is a 5-digit numeric code used to identify the manufacturer, distributor, or Government agency, etc., that supplies the item.

(5) *Part number column.* Indicates the primary number used by the manufacturer (individual, firm, corporation, or Government activity), which controls the design and characteristics of the item by means of its engineering drawings, specifications, standards, and inspection requirements to identify an item or range of items.

5. Special Information

a. Associated Publications. The publication listed below pertains to the OE-254/GRC and its components:

TM 11-5985-357-13, Antenna Group OE-254/GRC.

b. National Stock Numbers. National stock numbers (NSN's) that are missing from P source coded items have been applied for and will be added to this TM by future change/revision when they are entered in the Army Master Data File (AMDF). Until the NSN's are established and published, submit exception requisitions to: Commander, US Army Communications-Electronics Command and Fort Monmouth, ATTN: AMSEL-MM, Fort Monmouth, NJ 07703-5000 for the part required to support your equipment.

6. How to Locate Repair Parts

a. When National stock number or part number is not known.

(1) *First.* Using the table of contents, determine the assembly group or subassembly group to which the item belongs. This is necessary since figures are prepared for assembly groups and subassembly groups, and listings are divided into the same groups.

(2) *Second.* Find the figure covering the assembly group or subassembly group to which the item belongs.

(3) *Third.* Identify the item on the figure and note the item number.

(4) *Fourth.* Refer to the Repair Parts List for the figure to find the part number for the item number noted on the figure.

(5) *Fifth.* Refer to the Part Number Index to find the NSN, if assigned.

b. When National stock number or part number is known.

(1) *First.* Using the index of National stock numbers and part numbers, find the pertinent National stock number or part number. The NSN index is in National item identification number (NIIN) sequence (para 4a(1)). The part numbers in the part number index are listed in ascending alphameric sequence (para 4b). Both indexes cross-reference you to the illustration figure and item number of the item you are looking for.

(2) *Second.* After finding the figure and item number, verify that the item is the one you're looking for, then locate the item number in the repair parts list for the figure.

7. Abbreviations

Not applicable.

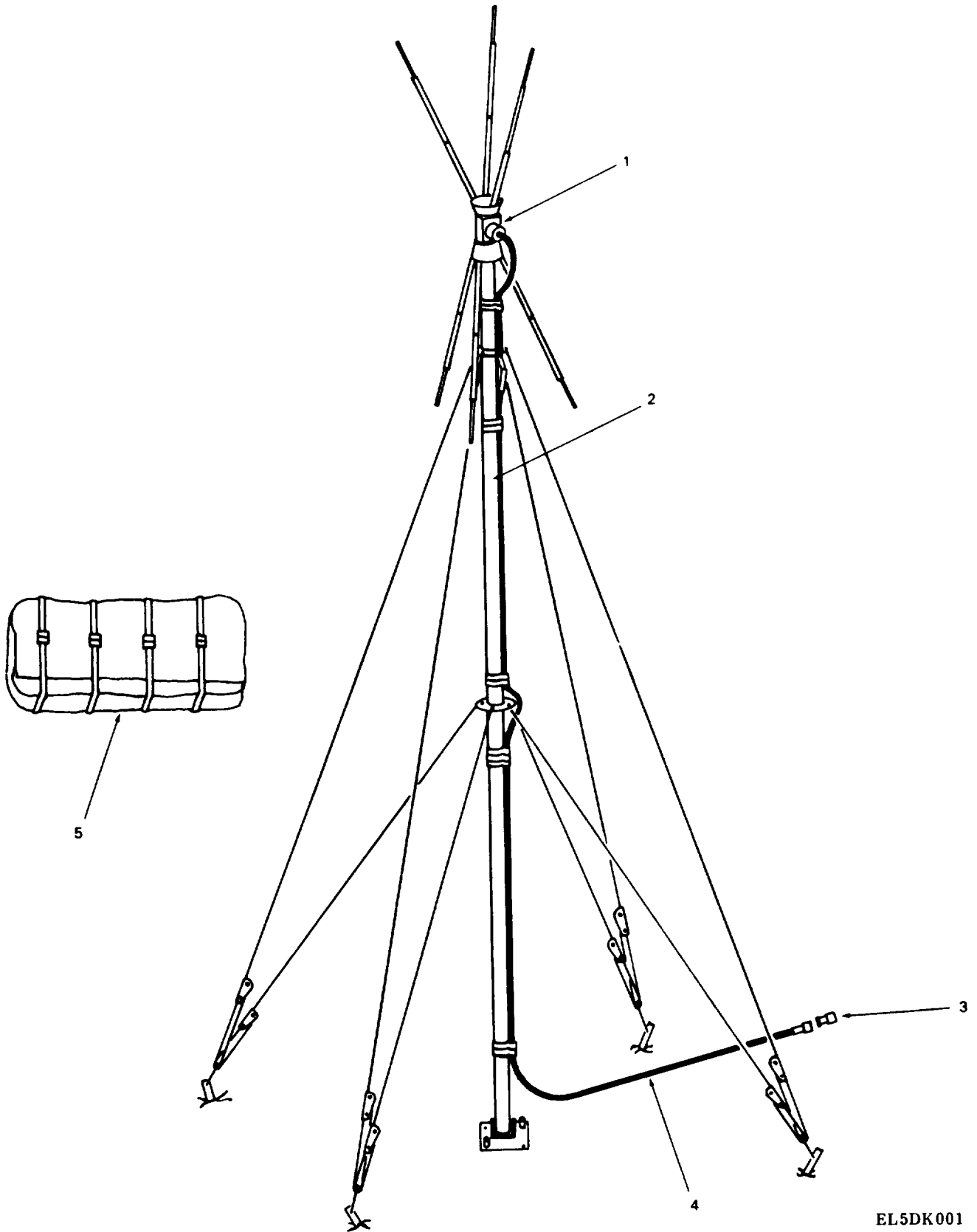
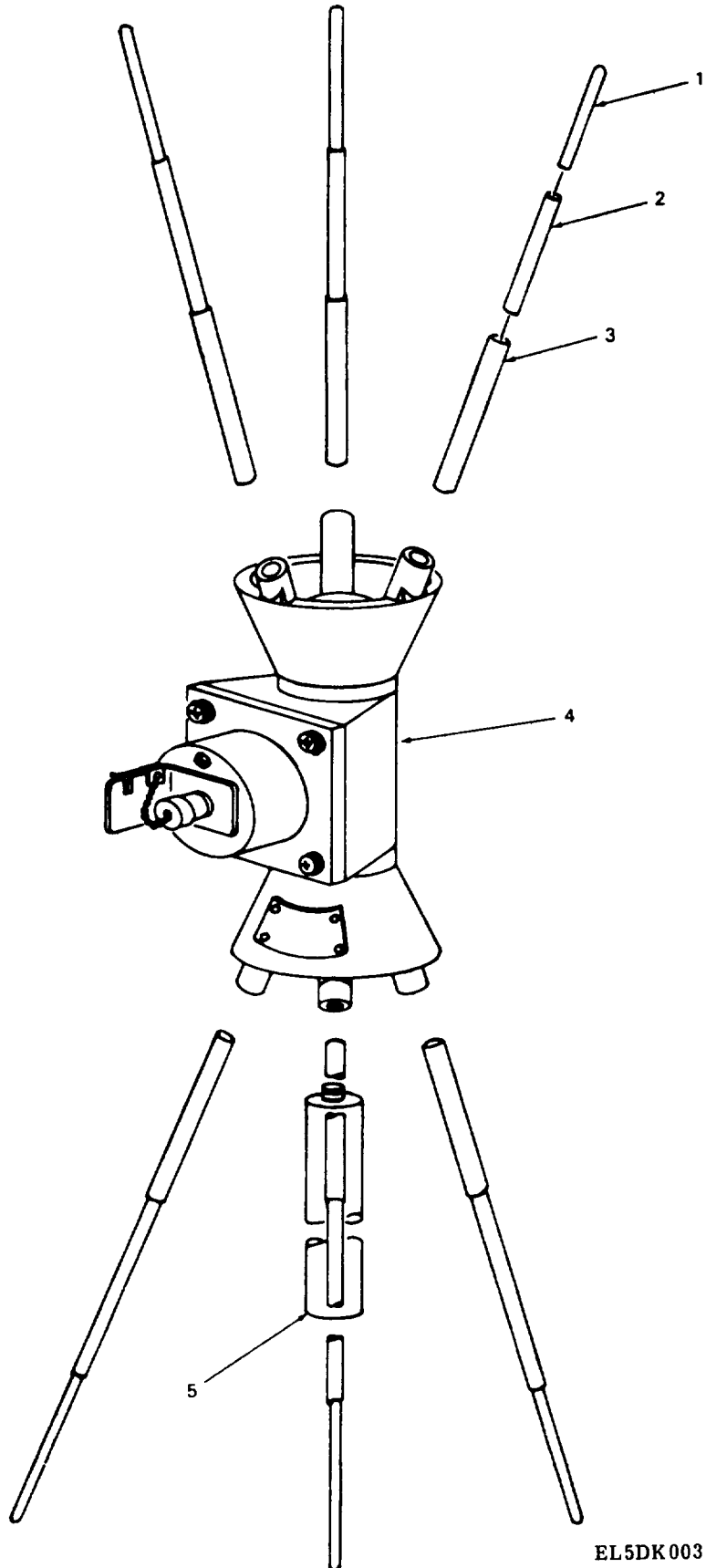


Figure 1. Antenna Group OE-254/GRC

EL5DK001

(1) ITEM NO	(2) SMR CODE	(3) FSCM	(4) PART NUMBER	(5) DESCRIPTION AND USABLE ON CODE (UOC)	(6) QTY
GROUP 00 ANTENNA GROUP, OE-254/GRC					
FIGURE 1					
1	PAOFF	80063	SM-D-944751	AS-3166/GRC ANTENNA (SEE FIGURE 2 FOR BREAKDOWN)	1
2	PA000	80058	AB-1244A/GRC	MAST ASSEMBLY (SEE FIGURE 5 FOR BREAKDOWN)	1
3	XBOZZ	92180	TRU-2064	ADAPTER,CONNECTOR	2
4	PAOFF	80058	CG-1889C/U 80FT	CABLE ASSEMBLY,RADI (SEE FIGURE 6 FOR BREAKDOWN)	1
5	PAOZZ	80063	SM-D-944752	CASE,ANTENNA	1
END OF FIGURE					



EL5DK003

Figure 2. Antenna AS-3166/GRC

(1) ITEM NO	(2) SMR CODE	(3) FSCM	(4) PART NUMBER	(5) DESCRIPTION AND USABLE ON CODE (UOC)	(6) QTY
-------------------	--------------------	-------------	-----------------------	---	------------

GROUP 01 ANTENNA, AS-3166/GRC

FIGURE 2

1	PAFZZ	80063	MS-116-A	MAST SECTION	6
2	PAFZZ	80063	MS-117-A	ANTENNA ELEMENT	6
3	XBFZZ	80058	AB-24/GRC	ANTENNA ELEMENT	6
4	PAOFF	80063	SM-D-944759	FEEDCONE ASSEMBLY (SEE FIGURE 3 FOR BREAKDOWN)	1
5	PAFZZ	80063	SM-B-944747	SLEEVE, ANTENA SUPP	1

END OF FIGURE

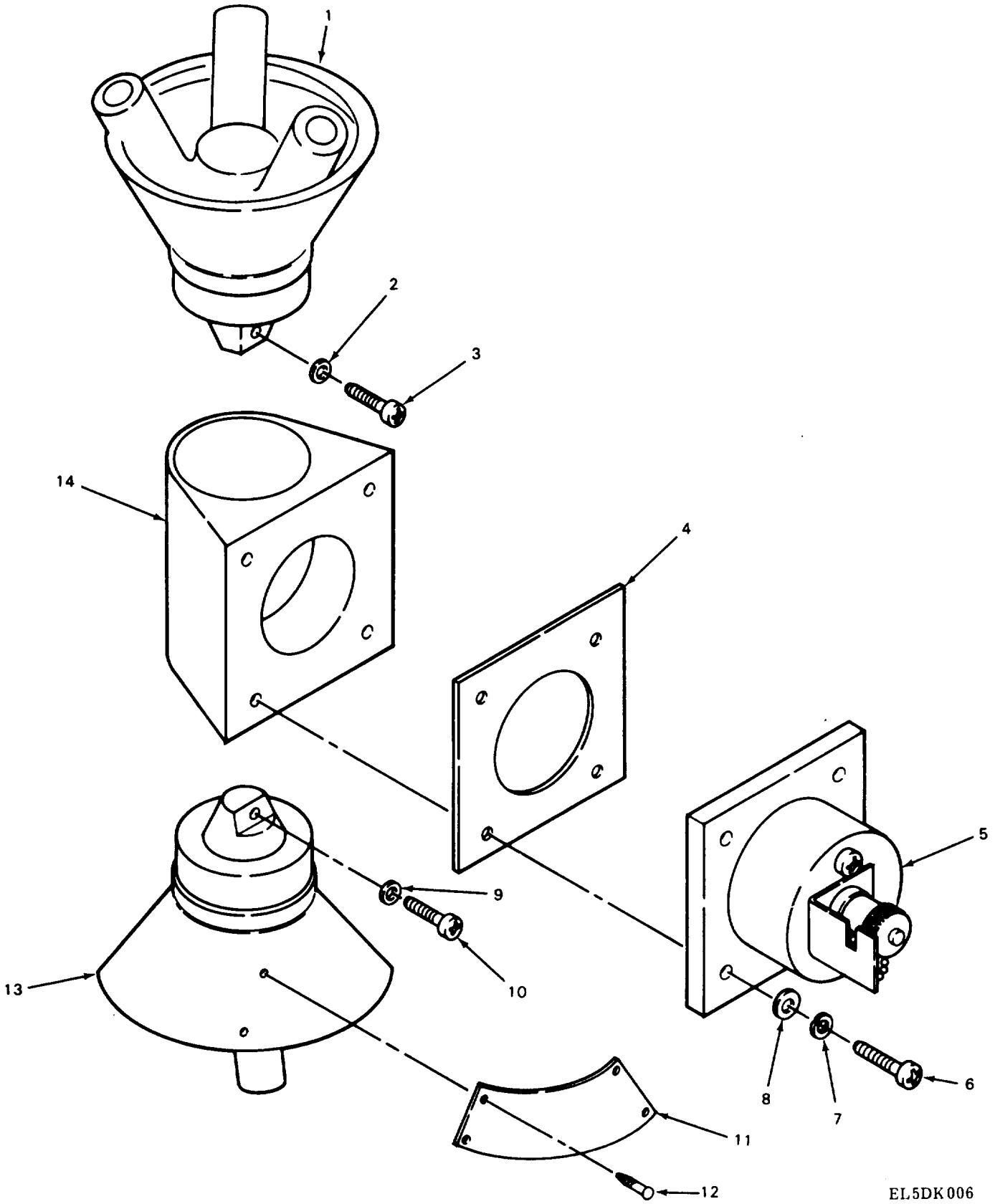
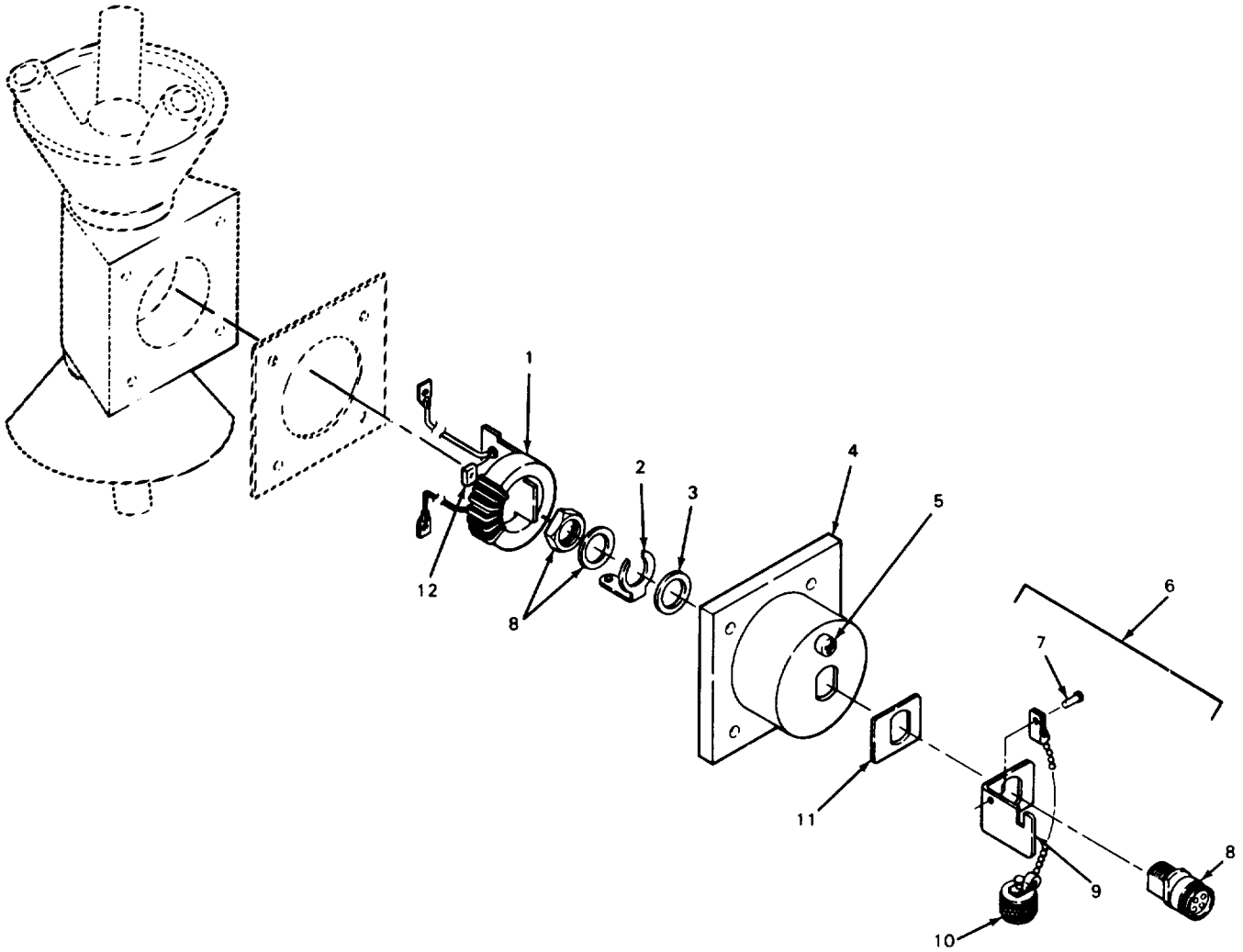


Figure 3. Feedcone Assembly

EL5DK006

(1) ITEM NO	(2) SMR CODE	(3) FSCM	(4) PART NUMBER	(5) DESCRIPTION AND USABLE ON CODE (UOC)	(6) QTY
GROUP 0101 FEEDCONE ASSEMBLY					
FIGURE 3					
1	XAFZZ	80063	SM-C-944754	CONE ASSEMBLY,UPPER	1
2	PAFZZ	96906	MS35333-70	WASHER,LOCK	1
3	PAFZZ	96906	MS51957-13	SCREW,MACHINE	1
4	XBFZZ	80063	SM-B-944765	GASKET,BALUN	1
5	XBFFF	80063	SM-D-944760	COUPLER,TRANSMISSIO (SEE FIGURE 4 FOR BREAKDOWN)	1
6	PAFZZ	96906	MS51957-47B	SCREW,MACHINE	4
7	PAFZZ	96906	MS35338-137B	WASHER,LOCK	4
8	PAFZZ	96906	MS15795-807B	WASHER,FLAT	4
9	PAFZZ	96906	MS35333-71	WASHER,LOCK	1
10	PAFZZ	96906	MS51957-26	SCREW,MACHINE	1
11	XBFZZ	80063	SM-C-944777	PLATE,INSTRUCTION	1
12	XBFZZ	80063	SM-B-944776	DRIVE SCREW	4
13	XAFZZ	80063	SM-C-944755	CONE ASSEMBLY,LOWER	1
14	XAFZZ	80063	SM-C-944770	INSULATOR ASSEMBLY	1

END OF FIGURE

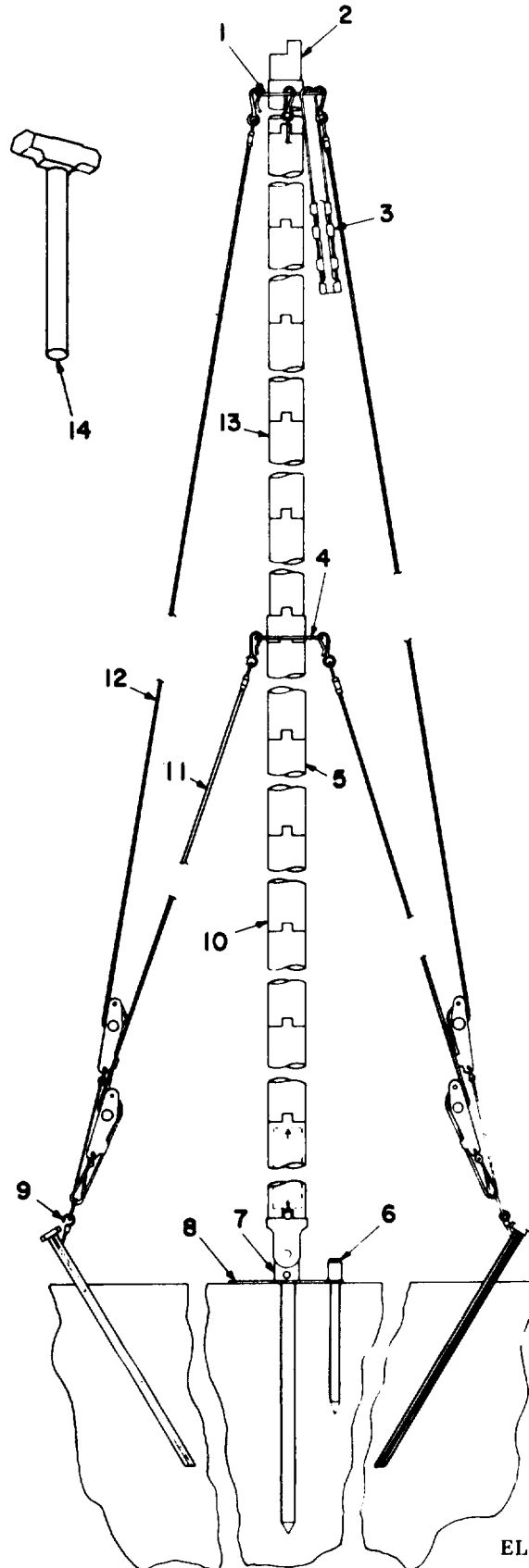


EL5DK007

Figure 4. Balun Assembly

(1) ITEM NO	(2) SMR CODE	(3) FSCM	(4) PART NUMBER	(5) DESCRIPTION AND USABLE ON CODE (UOC)	(6) QTY
GROUP 010101 BALUN ASSEMBLY					
FIGURE 4					
1	PAFZZ	80063	SM-C-944741	TRANSFORMER,RADIO F	1
2	PAFZZ	79963	151	TERMINAL,LUG	1
3	XBFZZ	80063	SM-B-944787	WASHER,SPECIAL	1
4	PAFZZ	80063	SM-B-944762	BALUM HOUSING SUBAS	1
5	PAFZZ	80063	SM-B-542041	SCREW,MACHINE	1
6	XBFZZ	80063	SM-B-944772	BRKT ASSY,CONN PROT	1
7	XAFZZ	96906	MS16535-156	RIVET,TUBULAR	1
8	PAFZZ	80063	SM-B-944778	CONNECTOR,RECEPTACL	1
9	XBFZZ	80063	SM-B-944764	BRKT,CONN PROT	1
10	XAFZZ	81349	M39012/25-0011	COVER,ELECTRICAL CO	1
11	PAFZZ	80063	SM-B-944771	GASKET	1
12	XAFZZ	81349	CMR05E240J0DR	CAPACITOR,FIXED,MIC	1

END OF FIGURE

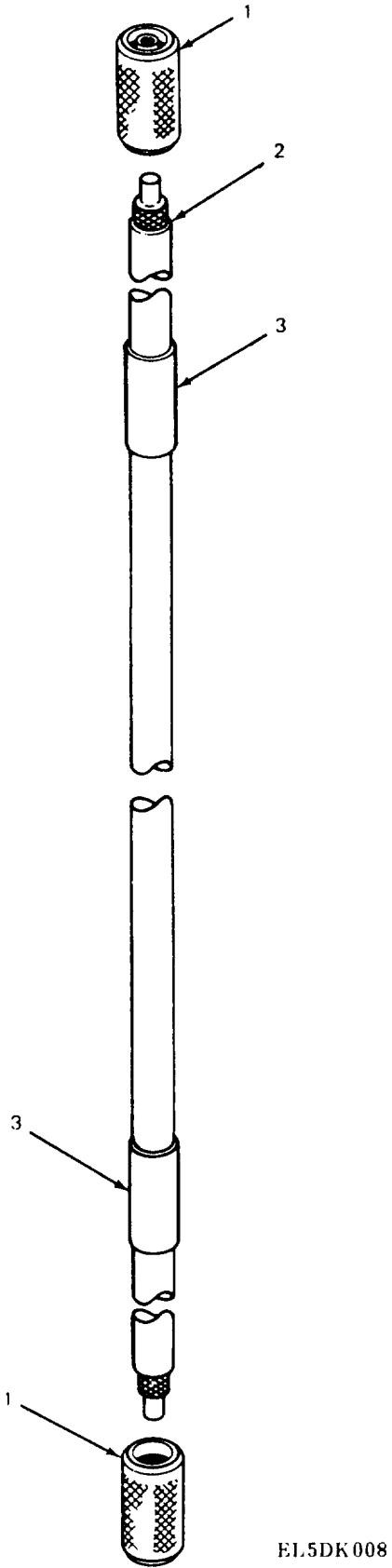


EL5DK005

Figure 5. Mast AB-1244/GRC

(1) ITEM NO	(2) SMR CODE	(3) FSCM	(4) PART NUMBER	(5) DESCRIPTION AND USABLE ON CODE (UOC)	(6) QTY
GROUP 02 MAST AB-1244/GRC					
FIGURE 5					
1	PAOZZ	80063	SM-B-659290-2	PROTECTOR,POLE	1
2	PAOZZ	80063	SM-D-659286	SLEEVE,ANTENNA SUPP	1
3	PAOZZ	80063	PF211G	CLAMP	1
4	PAOZZ	80063	SM-B-659290-1	PROTECTOR,POLE	1
5	PAOZZ	80063	SM-C-659276	MAST SECTION	5
6	PAOZZ	80063	SC-B-729924	STAKE,GUY	2
7	PAOZZ	80063	A3002868	MAST AND BASE ASSEM	1
8	XBOZZ	80063	A3002872	PLATE,ANTENNA MAST	1
9	PAOZZ	80063	SM-C-659375	STAKE ASSEMBLY	4
10	PAOZZ	80063	SM-D-659279	SLEEVE,ANTENNA SUPP	1
11	PAOZZ	80063	SM-D-659410GP2	GUY	4
12	PAOZZ	80063	SM-D-659410GP1	GUY	4
13	PAOZZ	80063	SM-C-659283	MAST SECTION	5
14	XBOZZ	81348	GGG-H-86C TYPEXC LASS1	HAMMER,HAND,2-1/2LB	1

END OF FIGURE



EL5DK008

Figure 6. Cable Assembly

(1) ITEM NO	(2) SMR CODE	(3) FSCM	(4) PART NUMBER	(5) DESCRIPTION AND USABLE ON CODE (UOC)	(6) QTY
GROUP 03 CABLE ASSEMBLY					
FIGURE 6					
1	XBFZZ	81349	M39012/01-0007	CONNECTOR, PLUG, ELEC	2
2	PAFZZ	80058	RG213U	CABLE, RADIO FREQUEN	80
3	XBFZZ	92194	FIT-221	BAND, IDENTIFICATION	2
END OF FIGURE					

NATIONAL STOCK NUMBER INDEX

STOCK NUMBER	FIG	ITEM	STOCK NUMBER	FIG	ITEM
5305-00-054-5647	3	3			
5305-00-054-6650	3	10			
5985-00-115-7149	2	2			
5985-00-199-8831	2	1			
5310-00-224-0740	3	8			
5310-00-224-0748	3	7			
5940-00-258-2124	4	2			
5305-00-410-6732	3	6			
5310-00-550-3715	3	2			
5975-00-563-0229	5	3			
5310-00-616-3555	3	9			
6145-00-660-8711	6	2			
5985-01-072-4339	1	5			
5985-01-072-4340	4	4			
5950-01-072-4341	4	1			
5985-01-072-4342	2	5			
5985-01-072-4414	5	12			
5985-01-072-4415	5	11			
5985-01-072-4461	1	1			
5985-01-072-8015	5	10			
5985-01-072-8016	5	2			
4030-01-072-8017	5	6			
5985-01-072-8065	5	5			
5985-01-072-8066	5	13			
5330-01-072-8110	4	11			
4030-01-072-8126	5	1			
5935-01-073-1364	4	8			
5985-01-073-6103	5	9			
5985-01-074-6684	2	4			
4030-01-074-7881	5	4			
5995-01-085-1665	1	4			
5305-01-100-0244	4	5			
5985-01-124-5430	1	2			
5985-01-124-5431	5	7			

PART NUMBER INDEX

FSCM	PART NUMBER	STOCK NUMBER	FIG	ITEM
80058	AB-1244A/GRC	5985-01-124-5430	1	2
80058	AB-24/GRC		2	3
80063	A3002868	5985-01-124-5431	5	7
80063	A3002872		5	8
80058	CG-1889C/U 80FT	5995-01-085-1665	1	4
81349	CMR05E240J0DR		4	12
92194	FIT-221		6	3
81348	GGG-H-86C TYPEXC LASS1		5	14
80063	MS-116-A	5985-00-199-8831	2	1
80063	MS-117-A	5985-00-115-7149	2	2
96906	MS15795-807B	5310-00-224-0740	3	8
96906	MS16535-156		4	7
96906	MS35333-70	5310-00-550-3715	3	2
96906	MS35333-71	5310-00-616-3555	3	9
96906	MS35338-137B	5310-00-224-0748	3	7
96906	MS51957-13	5305-00-054-5647	3	3
96906	MS51957-26	5305-00-054-6650	3	10
96906	MS51957-47B	5305-00-410-6732	3	6
81349	M39012/01-0007		6	1
81349	M39012/25-0011		4	0
80058	PF211G	5975-00-563-0229	5	3
80058	RG213U	6145-00-660-8711	6	2
80063	SC-B-729924	4030-01-072-8017	5	6
80063	SM-B-542041	5305-01-100-0244	4	5
80063	SM-B-659290-1	4030-01-074-7881	5	4
80063	SM-B-659290-2	4030-01-072-8126	5	1
80063	SM-B-944747	5985-01-072-4342	2	5
80063	SM-B-944762	5985-01-072-4340	4	4
80063	SM-B-944764		4	9
80063	SM-B-944765		3	4
80063	SM-B-944771	5330-01-072-8110	4	11
80063	SM-B-944772		4	6
80063	SM-B-944776		3	12
80063	SM-B-944778	5935-01-073-1364	4	8
80063	SM-B-944787		4	3
80063	SM-C-659276	5985-01-072-8065	5	5
80063	SM-C-659283	5985-01-072-8066	5	13
80063	SM-C-659375	5985-01-073-6103	5	9
80063	SM-C-944741	5950-01-072-4341	4	1
80063	SM-C-944754		3	1
80063	SM-C-944755		3	13
80063	SM-C-944770		3	14
80063	SM-C-944777		3	11
80063	SM-D-659279	5985-01-072-8015	5	10
80063	SM-D-659286	5985-01-072-8016	5	2
80063	SM-D-659410GP1	5985-01-072-4414	5	12
80063	SM-D-659410GP2	5985-01-072-4415	5	11
80063	SM-D-944751	5985-01-072-4461	1	1
80063	SM-D-944752	5985-01-072-4339	1	5
80063	SM-D-944759	5985-01-074-6684	2	4

PART NUMBER INDEX

FSCM	PART NUMBER	STOCK NUMBER	FIG	ITEM
80063	SM-D-944760		3	5
92180	TRU-2064		1	3
79963	151	5940-00-258-2124	4	2

SECTION IV TM11-5985-357-23P
CROSS-REFERENCE INDEXES

FIG	ITEM	FIGURE AND ITEM NUMBER INDEX		
		STOCK NUMBER	FSCM	PART NUMBER
1	1	5985-01-072-4461	80063	SM-D-944751
1	2	5985-01-124-5430	80058	AB-1244A/GRC
1	3		92180	TRU-2064
1	4	5995-01-085-1665	80058	CG-1189C/U 80FT
1	5	5985-01-072-4339	80063	SM-D-944752
2	1	5985-00-199-8831	80063	MS-116-A
2	2	5985-00-115-7149	80063	MS-117-A
2	3		80058	AB-24/GRC
2	4	5985-01-074-6684	80063	SM-D-944759
2	5	5985-01-072-4342	80063	SM-B-944747
3	1		80063	SM-C-944754
3	2	5310-00-550-3715	96906	MS35333-70
3	3	5305-00-054-5647	96906	MS51957-13
3	4		80063	SM-B-944765
3	5		80063	SM-D-944760
3	6	5305-00-410-6732	96906	MS51957-47B
3	7	5310-00-224-0748	96906	MS35338-137B
3	8	5310-00-224-0740	96906	MS15795-807B
3	9	5310-00-616-3555	96906	MS35333-71
3	10	5305-00-054-6650	96906	MS51957-26
3	11		80063	SM-C-944777
3	12		80063	SM-B-944776
3	13		80063	SM-C-944755
3	14		80063	SM-C-944770
4	1	5950-01-072-4341	80063	SM-C-944741
4	2	5940-00-258-2124	79963	151
4	3		80063	SM-B-944787
4	4	5985-01-072-4340	80063	SM-B-944762
4	5	5305-01-100-0244	80063	SM-B-542041
4	6		80063	SM-B-944772
4	7		96906	MS16535-156
4	8	5935-01-073-1364	80063	SM-B-944778
4	9		80063	SM-B-944764
4	10		81349	M39012/25-0011
4	11	5330-01-072-8110	80063	SM-B-944771
4	12		81349	CMR05E240J0DR
5	1	4030-01-072-8126	80063	SM-B-659290-2
5	2	5985-01-072-8016	80063	SM-D-659286
5	3	5975-00-563-0229	80058	PF211G
5	4	4030-01-074-7881	80063	SM-B-659290-1
5	5	5985-01-072-8065	80063	SM-C-659276
5	6	4030-01-072-8017	80063	SC-B-729924
5	7	5985-01-124-5431	80063	A3002868
5	8		80063	A3002872
5	9	5985-01-073-6103	80063	SM-C-659375
5	10	5985-01-072-8015	80063	SM-D-659279
5	11	5985-01-072-4415	80063	SM-D-659410GP2
5	12	5985-01-072-4414	80063	SM-D-659410GP1
5	13	5985-01-072-8066	80063	SM-C-659283
5	14		81348	GGG-H-86C TYPEXC LASS1

SECTION IV TM11-5985-357-23P
CROSS-REFERENCE INDEXES

FIGURE AND ITEM NUMBER INDEX				
FIG	ITEM	STOCK NUMBER	FSCM	PART NUMBER
6	1		81349	M39012/01-0007
6	2	6145-00-660-8711	80058	RG213U
6	3		92194	FIT-221

RECOMMENDED CHANGES TO EQUIPMENT TECHNICAL PUBLICATIONS



THEN... JOT DOWN THE DOPE ABOUT IT ON THIS FORM. CAREFULLY TEAR IT OUT. FOLD IT AND DROP IT IN THE MAIL!

SOMETHING WRONG WITH THIS PUBLICATION?

FROM (PRINT YOUR UNIT'S COMPLETE ADDRESS)
 Commander
 Stateside Army Depot
 ATTN: AMSTA-US
 Stateside, N.J. 07703-5007

DATE SENT
 10 July 1975

PUBLICATION NUMBER TM 11-5840-340-20P	PUBLICATION DATE 23 Jan 78	PUBLICATION TITLE Radar Set AN/PRC-76
--	-------------------------------	--

BE EXACT PIN-POINT WHERE IT IS				IN THIS SPACE TELL WHAT IS WRONG AND WHAT SHOULD BE DONE ABOUT IT:
PAGE NO	PARA-GRAPH	FIGURE NO	TABLE NO	
33				For item 2, change the NSN to read: 5835-00-134-9186. Reason: Accuracy.
44		19		Identify the cover on the junction box (item no. 5). Reason: It is a separate item and is not called out on figure 19.
45				Add the cover of the junction box as an item in the listing for figure 19. Reason: Same as above

EXAMPLE

TEAR ALONG PERFORATED LINE

PRINTED NAME, GRADE OR TITLE AND TELEPHONE NUMBER
 SSG I. M. DeSpirit of 999-1776

SIGN HERE

FILL IN YOUR
UNIT'S ADDRESS

FOLD BACK

DEPARTMENT OF THE ARMY

OFFICIAL BUSINESS

SAMPLE

Commander
US Army Communications-
Electronics Command and Fort Monmouth
ATTN: AMSEL-ME-MP
Fort Monmouth, New Jersey 07703-5000

TEAR ALONG PERFORATED LINE

RECOMMENDED CHANGES TO EQUIPMENT TECHNICAL PUBLICATIONS



THEN...JOT DOWN THE DOPE ABOUT IT ON THIS FORM. CAREFULLY TEAR IT OUT, FOLD IT AND DROP IT IN THE MAIL.

SOMETHING WRONG WITH THIS PUBLICATION?

FROM: (PRINT YOUR UNIT'S COMPLETE ADDRESS)

DATE SENT

PUBLICATION NUMBER

TM 11-5985-357-23P

PUBLICATION DATE

15 June 1988

PUBLICATION TITLE

Antenna Group OE-254/GRC

BE EXACT PIN-POINT WHERE IT IS

PAGE NO.	PARA-GRAPH	FIGURE NO.	TABLE NO.
----------	------------	------------	-----------

IN THIS SPACE TELL WHAT IS WRONG AND WHAT SHOULD BE DONE ABOUT IT:

TEAR ALONG PERFORATED LINE

PRINTED NAME GRADE OR TITLE AND TELEPHONE NUMBER

SIGN HERE

FILL IN YOUR
UNIT'S ADDRESS

FOLD BACK

DEPARTMENT OF THE ARMY

OFFICIAL BUSINESS

Commander
US Army Communications-Electronics Command
and Fort Monmouth
ATTN: AMSEL-ME-MP
Fort Monmouth, New Jersey 07703-5007

TEAR ALONG PERFORATED LINE

RECOMMENDED CHANGES TO EQUIPMENT TECHNICAL PUBLICATIONS



THEN...JOT DOWN THE DOPE ABOUT IT ON THIS FORM. CAREFULLY TEAR IT OUT, FOLD IT AND DROP IT IN THE MAIL.

SOMETHING WRONG WITH THIS PUBLICATION?

FROM: (PRINT YOUR UNIT'S COMPLETE ADDRESS)

DATE SENT

PUBLICATION NUMBER

TM 11-5985-357-23P

PUBLICATION DATE

15 June 1988

PUBLICATION TITLE

Antenna Group OE-254/GRC

BE EXACT PIN-POINT WHERE IT IS

PAGE NO.	PARA-GRAPH	FIGURE NO.	TABLE NO.
----------	------------	------------	-----------

IN THIS SPACE TELL WHAT IS WRONG AND WHAT SHOULD BE DONE ABOUT IT:

TEAR ALONG PERFORATED LINE

PRINTED NAME GRADE OR TITLE AND TELEPHONE NUMBER

SIGN HERE

FILL IN YOUR
UNIT'S ADDRESS

FOLD BACK

DEPARTMENT OF THE ARMY

OFFICIAL BUSINESS

Commander
US Army Communications-Electronics Command
and Fort Monmouth
ATTN: AMSEL-ME-MP
Fort Monmouth, New Jersey 07703-5007

TEAR ALONG PERFORATED LINE

RECOMMENDED CHANGES TO EQUIPMENT TECHNICAL PUBLICATIONS



THEN...JOT DOWN THE DOPE ABOUT IT ON THIS FORM. CAREFULLY TEAR IT OUT, FOLD IT AND DROP IT IN THE MAIL.

SOMETHING WRONG WITH THIS PUBLICATION?

FROM: (PRINT YOUR UNIT'S COMPLETE ADDRESS)

DATE SENT

PUBLICATION NUMBER

TM 11-5985-357-23P

PUBLICATION DATE

15 June 1988

PUBLICATION TITLE

Antenna Group OE-254/GPC

BE EXACT PIN-POINT WHERE IT IS

PAGE NO.	PARA-GRAPH	FIGURE NO.	TABLE NO.

IN THIS SPACE TELL WHAT IS WRONG AND WHAT SHOULD BE DONE ABOUT IT:

TEAR ALONG PERFORATED LINE

PRINTED NAME GRADE OR TITLE AND TELEPHONE NUMBER

SIGN HERE

FILL IN YOUR
UNIT'S ADDRESS

FOLD BACK

DEPARTMENT OF THE ARMY

OFFICIAL BUSINESS

Commander
US Army Communications-Electronics Command
and Fort Monmouth
ATTN: AMSEL-ME-MP
Fort Monmouth, New Jersey 07703-5007

TEAR ALONG PERFORATED LINE

By order of the Secretary of the Army:

Official:

CARL E. VUONO
General, United States Army
Chief of Staff

R. L. DILWORTH
Brigadier General, United States Army
The Adjutant General

DISTRIBUTION:

To be distributed in accordance with DA Form 12-51 literature requirements for OE-254/GRC.

