

TECHNICAL MANUAL

**ORGANIZATIONAL MAINTENANCE REPAIR PARTS
AND SPECIAL TOOLS LIST
ANTENNA GROUP
OE-303/GRC
(NSN 5985-01-152-5845)**

**ORGANIZATIONAL MAINTENANCE REPAIR PARTS
 AND SPECIAL TOOLS LIST
 FOR
 ANTENNA GROUP
 OE-303/GRC
 (NSN 5985-01-152-5845)
 Current as of 24 September 1984**

REPORTING ERRORS AND RECOMMENDING IMPROVEMENTS

You can help improve this manual. If you find any mistakes or if you know of a way to improve the procedures, please let us know. Mail your letter, DA Form 2028 (Recommended Changes to Publications and Blank Forms), or DA Form 2028-2 located in back of this manual direct to: Commander, US Army Communications-Electronics Command and Fort Monmouth, ATTN: AMSEL-ME-MP, Fort Monmouth, NJ 07703-5007.

A reply will be furnished direct to you.

Table of Contents

		Page	Illus Figure
SECTION	I. Introduction	1	
	II. Repair Parts List	1-1	
GROUP	00 Antenna Group OE-303/GRC	1-1	1
	01 Antenna Assembly AS-3490/GRC	2-1	2
	02 Mast Assembly AB-1244A/GRC	3-1	3
SECTION	III. Special Tools (Not applicable)		
	IV. National Stock Number and Part Number Index	I-1	

SECTION I

INTRODUCTION

1. Scope

This manual lists and authorizes spares and repair parts; special tools; special test, measurement, and diagnostic equipment (TMDE); and other special support equipment required for performance of organizational maintenance of the OE-303/GRC. It authorizes the requisitioning, issue, and disposition of spares, repair parts and special tools as indicated by the source, maintenance and recoverability (SMR) codes.

2. General

This Repair Parts and Special Tools List is divided into the following sections:

a. Section II. Repair Parts List. A list of spares and repair parts authorized by this RPSTL for use in the performance of maintenance. The list also includes parts which must be removed for replacement of the authorized parts. Parts lists are composed of functional groups in ascending numeric sequence, with the parts in each group listed in ascending item number sequence. Figure numbers are listed directly beneath the group header,

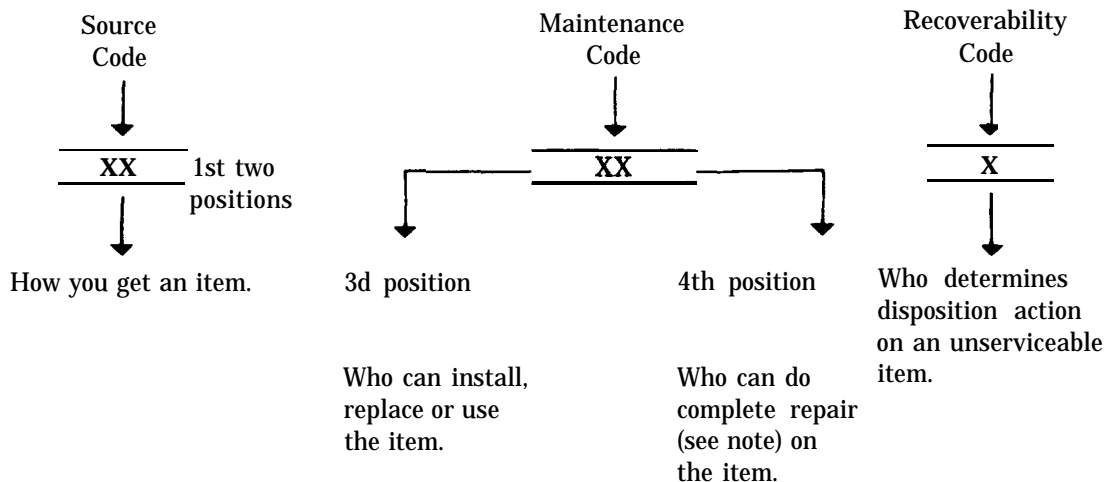
b. Section III. Special Tools List. Not applicable.

c. Section IV. National Stock Number and Part Number Index. A list, in National item identification number (NIIN) sequence, of all National stock numbered items appearing in the listing, followed by a list in alphameric sequence of all part numbers appearing in the listings. National stock numbers and part numbers are cross-referenced to each illustration figure and item number appearance.

3. Explanation of Columns (Section II and III)

a. Item No. (Column (1)). Indicates the number used to identify items called out in the illustration.

b. SMR Code (Column (2)). The source, maintenance, and recoverability (SMR) code is a five-position code containing supply/requisitioning information, maintenance category authorization criteria, and disposition instruction, as shown in the following breakout:



NOTE

Complete repair: Maintenance capacity, capability, and authority to perform all corrective maintenance tasks of the "Repair" function in a use/user environment in order to restore serviceability to a failed item.

(1) *Source code.* The source code tells you how to get an item needed for maintenance, repair, or overhaul of an end item/equipment. Explanations of source codes follows:

<i>Code</i>	<i>Explanation</i>
<div style="border: 1px solid black; padding: 5px; display: inline-block;"> PA PB PC PD PE PF PG </div>	<p>Stocked items; use the applicable NSN to request/requisition items with these source codes. They are authorized to the category indicated by the code entered in the third position of the SMR code.</p> <p style="text-align: center;">NOTE Items coded PC are subject to deterioration.</p>
<div style="border: 1px solid black; padding: 5px; display: inline-block;"> KD KF KB </div>	<p>Items with these codes are not to be requested/requisitioned individually. They are part of a kit which is authorized to the maintenance category indicated in the third position of the SMR code. The complete kit must be requisitioned and applied.</p>

<div style="border: 1px solid black; padding: 5px; display: inline-block;"> MO—Made at org/AVUM category MF—Made at DS/AVUM category MH—Made at GS category ML—Made at Specialized Repair Activity (SRA) MD—Made Depot </div>	<p>Items with these codes are not to be requested/requisitioned individually. They must be made from bulk material which is identified by the part number in the description and usable on code (UOC) column and listed in the Bulk Material group of the repair parts list. If the item is authorized to you by the third position code of the SMR code, but the source code indicates it is made at a higher category, order the item from the higher category of maintenance.</p>
---	--

<div style="border: 1px solid black; padding: 5px; display: inline-block;"> AO—Assembled by org/AVUM category AF—Assembled by DS/AVIM category AH—Assembled by GS category AL—Assembled by SRA AD—Assembled by Depot </div>	<p>Items with these codes are not to be requested/requisitioned individually. The parts that make up the assembled item must be requisitioned or fabricated and assembled at the category of maintenance indicated by the source code. If the disposition code of the SMR code authorizes you to replace the item, but the source code indicates the item is assembled at a higher category, order the item from the higher category of maintenance.</p>
---	--

<i>Code</i>	<i>Explanation</i>
XA	Do not requisition an "XA" coded item. Order its next higher assembly.
XB	If an "XB" item is not available from salvage, order it using the FSCM and part number given.
XC	Installation drawing, diagram, instruction sheet, field service drawing, that is identified by manufacturers part number.
XD	Item is not stocked. Order an "XD" coded item through normal supply channels using the FSCM and part number given, if no NSN is available.

NOTE

Cannibalization or controlled exchange, when authorized, may be used as a source of supply for items with the above source codes, except for those source coded "XA" or those aircraft support items restricted by requirements of AR 750-1.

(2) *Maintenance code.* Maintenance codes tell you the category of maintenance authorized to USE and REPAIR support items. The maintenance codes are entered in the third and fourth positions of the SMR code as follows:

(a) The maintenance code entered in the third position tells you the lowest maintenance category authorized

to remove, replace, and use an item. The maintenance code entered in the third position will indicate authorization to one of the following categories of maintenance.

<i>Code</i>	<i>Application/Explanation</i>
C	Crew or operator maintenance done within organizational or aviation maintenance.
O	Organizational or aviation unit category can remove, replace, and use the item.
F	Direct support or aviation intermediate category can remove, replace, and use the item.
H	General support category can remove, replace, and use the item.
L	Specialized repair activity can remove, replace, and use the item.
D	Depot category can remove, replace, and use the item.

(b) The maintenance code entered in the fourth position tells whether or not the item is to be repaired and identifies the lowest maintenance category with the capability to do complete repair (i.e., perform all authorized repair functions). This position will contain one of the following maintenance codes.

NOTE

Some limited repair may be done on the item at a lower category of maintenance, if authorized by the Maintenance Allocation Chart (MAC) and SMR codes.

<i>Code</i>	<i>Application/Explanation</i>
O	Organizational or aviation unit is the lowest category that can do complete repair of the item.
F	Direct support or aviation intermediate is the lowest category that can do complete repair of the item.
H	General support is the lowest category that can do complete repair of the item.
L	Specialized repair activity (designate the specialized repair activity) is the lowest category that can do complete repair of the item.
D	Depot is the lowest category that can do complete repair of the item.
Z	Nonreparable. No repair is authorized.
B	No repair is authorized. (No parts or special tools are authorized for the maintenance of a "B" coded item). However, the item may be reconditioned by adjusting, lubricating, etc., at the user category.

(3) *Recoverability code.* Recoverability codes are assigned to items to indicate the disposition action on unserviceable items. The recoverability code is entered in the fifth position of the SMR Code as follows:

<i>Recoverability Codes</i>	<i>Application/Explanation</i>
Z	Nonreparable Item. When unserviceable, condemn and dispose of the item at the category of maintenance shown in the third position of SMR Code,
O	Reparable item. When uneconomically repairable, condemn and dispose of the item at organizational or aviation unit category.
F	Reparable item. When uneconomically repairable, condemn and dispose of the item at direct support or aviation intermediate category.
H	Reparable item. When uneconomically repairable, condemn and dispose of the item at general support category.
D	Reparable item. When beyond lower category repair capability, return to depot, Condemnation and disposal of item not authorized below depot category.
L	Reparable item. Condemnation and disposal not authorized below specialized repair activity (SRA).
A	Item requires special handling or condemnation procedures because of specific reasons (e.g., precious metal content, high dollar value, critical material, or hazardous material). Refer to appropriate manuals/directives for specific instructions.

c. *FSCM (Column (3)).* The Federal Supply Code for Manufacturer (FSCM) is a 5-digit numeric code which is used to identify the manufacturer, distributor, or Government agency, etc., that supplies the item.

d. *Part Number (Column (4)).* Indicates the primary number used by the manufacturer (individual, company, firm, corporation, or Government activity), which controls the design and characteristics of the item by means of its engineering drawings, specifications, standards, and inspection requirements to identify an item or range of items.

NOTE

When you **use** a NSN to requisition an item, the item you receive may have a different part number from the part ordered.

e. *Description and Usable on Code (UOC) (Column (5)).* This column includes the following information.

- (1) The Federal item name and, when required, a minimum description to identify the item.
- (2) The statement "END OF FIGURE" appears just below the last item description in Column (5) for a given figure in both section II and section III.

f. *Qty (Column (6)).* Indicates the quantity of the item used in the breakout shown on the illustration figure, which is prepared for a functional group, subfunctional group, or an assembly.

4. Explanation of Columns (Section IV)

a. National Stock Number (NSN) Index.

(1) *Stock number column.* This column lists the NSN by National item identification number (NIIN) sequence. The NIIN consists of the last nine digits of the NSN. When using this column to locate an item, ignore the first four digits of the NSN. When requisitioning items use the complete NSN (13 digits).

(2) *Fig. column.* This column lists the number of the figure where the item is identified/located. The illustrations are in numerical sequence in sections II and III.

(3) *Item column.* The item number identifies the item associated with the figure listed in the adjacent Fig. column. This item is also identified by the NSN listed on the same line.

b. Part Number Index. Part numbers in this index are listed by part number in ascending alphameric sequence.

(1) *FSCM column.* This column lists the Federal supply code for manufacturer (FSCM).

(2) *Part number column.* This column indicates the part number assigned to the item.

(3) *Stock number column.* This column lists the National stock number for the associated part number and manufacturer identified in the part number and FSCM columns to the left.

(4) *Fig. column.* This column lists the number of the figure where the item is identified/located in section II and 111.

(5) *Item column.* The item number is that number assigned to the item as it appears in the figure referenced in the adjacent figure number column.

5. Special Information

a. Associated Publications. The publications listed below pertain to the OE-303/GRC and its components:

TM 11-5985-370-12, Antenna Group OE-303/GRC

b. National Stock Numbers. National stock numbers (NSN'S) that are missing from P source coded items have been applied for and will be added to this TM by future change/revision when they are entered in the Army Master Data File (AMDF). Until the NSN'S are established and published, submit exception requisitions to: Commander, US Army Communications-Electronics Command and Fort Monmouth, ATTN: AMSEL-MM, Fort Monmouth, NJ 07703-5006 for the part required to support your equipment.

6. How to Locate Repair Parts

a. When National stock number or part number is not known.

(1) *First.* Using the table of contents, determine the assembly group or subassembly group to which the item belongs. This is necessary since figures are prepared for assembly groups and subassembly groups, and listings are divided into the same groups.

(2) *Second.* Find the figure covering the assembly group or subassembly group to which the item belongs.

(3) *Third.* Identify the item on the figure and note the item number.

(4) *Fourth.* Refer to the Repair Parts List for the figure to find the part number for the item number noted on the figure.

(5) *Fifth.* Refer to the Part Number Index to find the NSN, if assigned.

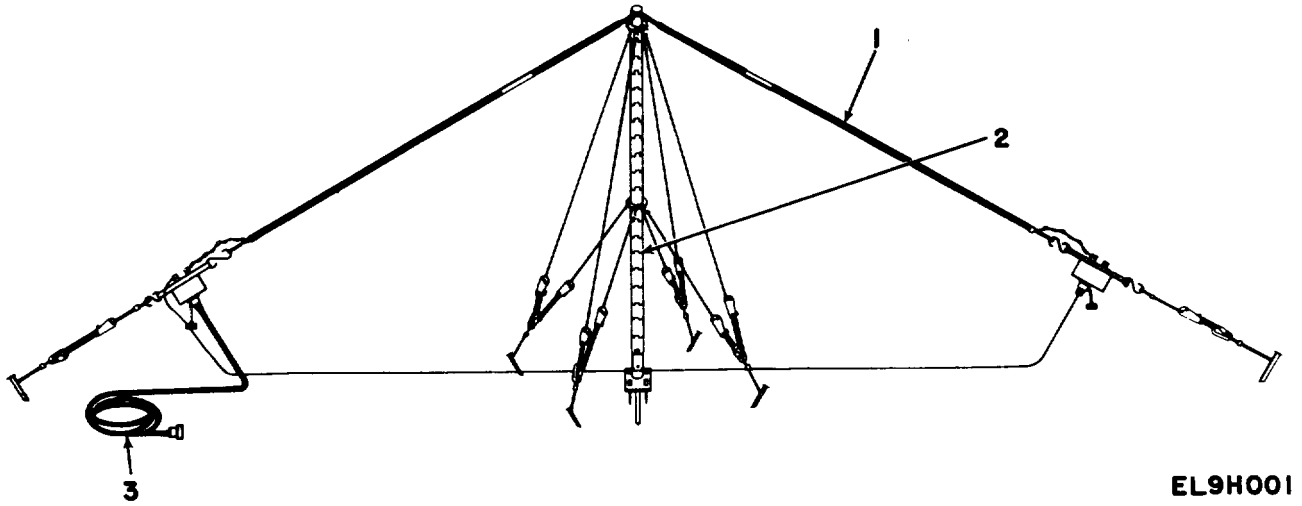
b. When National stock number or part number is known.

(1) *First.* Using the index of National stock numbers and part numbers, find the pertinent National stock number or part number. The NSN index is in National item identification number (NIIN) sequence (para 4a(1)). The part numbers in the part number index are listed in ascending alphameric sequence (para 4b). Both indexes cross-reference you to the illustration figure and item number of the item you are looking for.

(2) *Second.* After finding the figure and item number, verify that the item is the one you're looking for, then locate the item number in the repair parts list for the figure.

7. Abbreviations

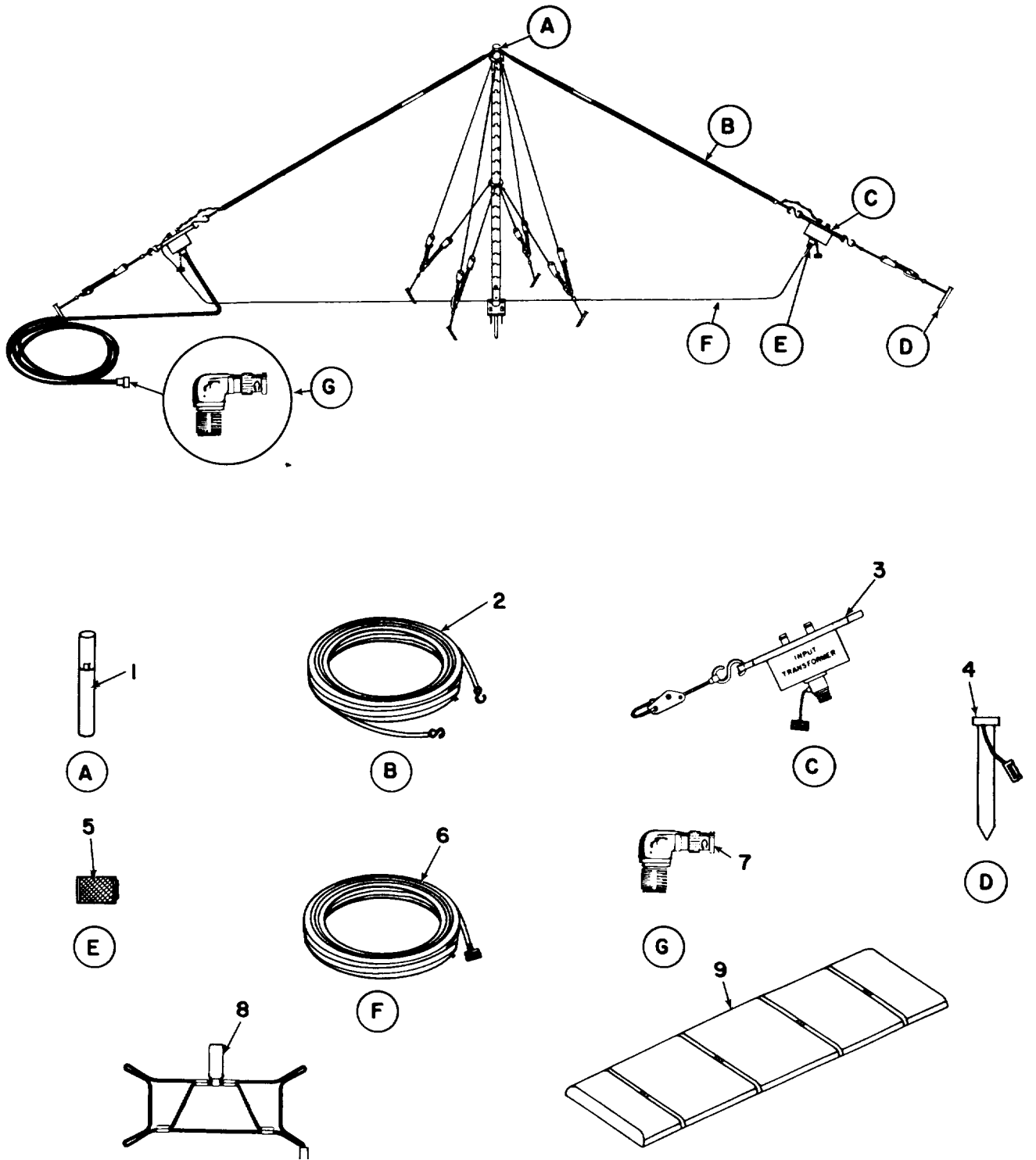
Not applicable.



EL9H001

Figure 1. Antenna Group OE-303/GRC.

(1) ITEM NO	(2) SMR CODE	(3) FSCM	(4) PART NUMBER	(5) DESCRIPTION AND USABLE ON CODE (UOC)	(6) QTY
				GROUP 00 ANTENNA GROUP OE-303/GRC	
				FIG.1	
1	PAOOO	80058	AS-3490/GRC	ANTENNA	1
2	PAOOO	80058	AB-1244A/GRC	MAST ASSEMBLY	1
3	PAOZZ	80058	CG-1889C/U	CABLE ASSY RADIO	1
				END OF FIGURE	



EL9H002

Figure 2. Antenna Assembly AS-3490/GRC

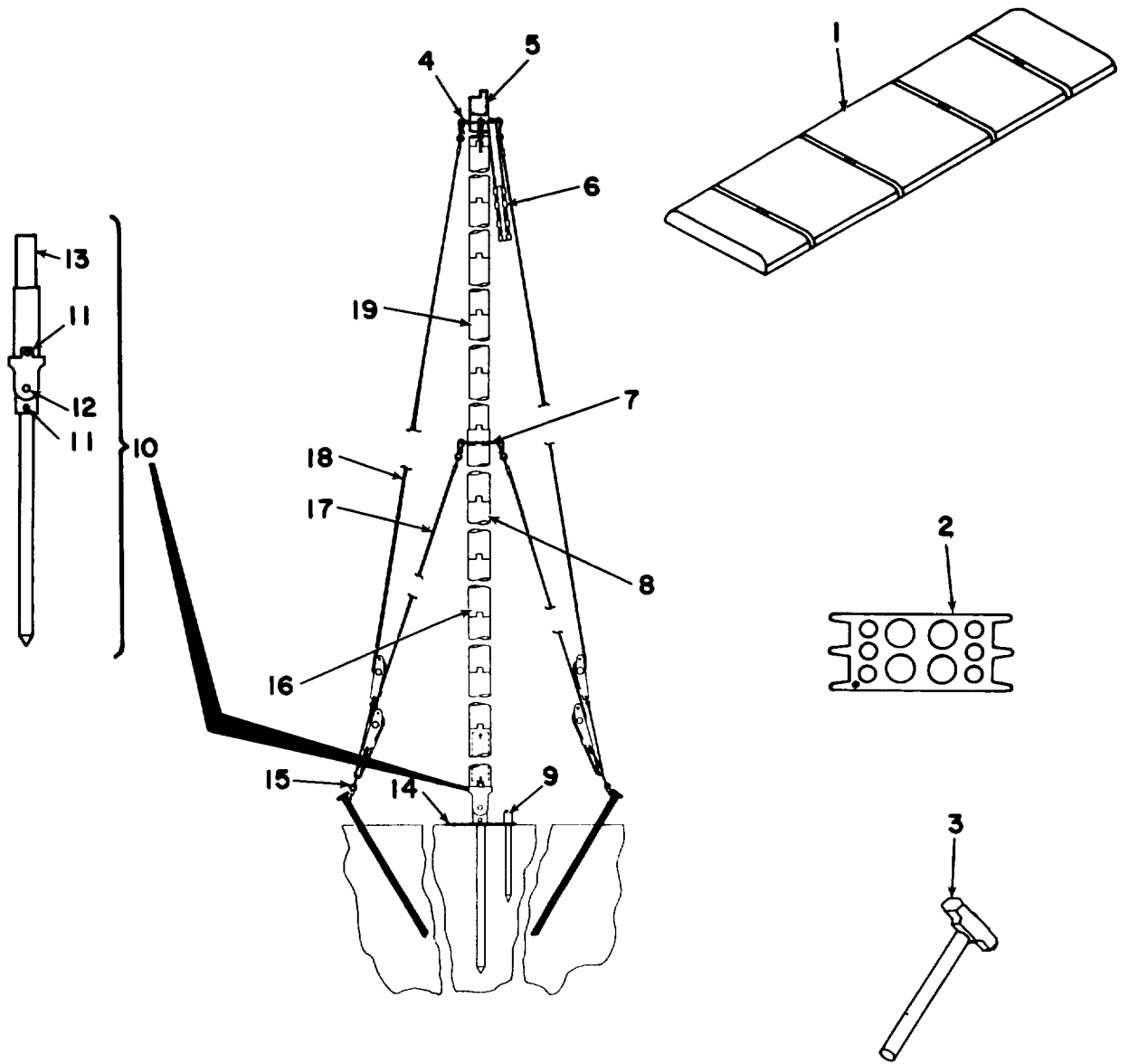
(1) ITEM NO	(2) SMR CODE	(3) FSCM	(4) PART NUMBER	(5) DESCRIPTION AND USABLE ON CODE (UOC)	(6) QTY
-------------------	--------------------	-------------	-----------------------	---	------------

GROUP 01 ANTENNA ASSEMBLY
AS-3490/GRC

FIG. 2

1	PAOZZ	80063	A3010414	INSULATING TUBE	1
2	PAOZZ	80063	A3010411	ANTENNA WIRE	1
3	PAOZZ	80063	A3010435	MATCHING TRANS ASSY	2
4	PAOZZ	80063	SM-C-659375	STAKE ASSEMBLY	2
5	PAOZZ	91836	UG-201A/U	CONNECTOR ADAPTER	1
6	PAOZZ	80063	A3010413	DISSIPATION TRANS L	1
7	PAOZZ	92180	TRU-2064	CONNECTOR ADAPTER	1
8	PAOZZ	80058	RL-29	REEL, ANTENNA	2
9	PAOZZ	80063	A3010436	BAG ANTENNA	1

END OF FIGURE



EL9H003

Figure 3. Mast Assembly AM-1244A/GRC.

(1) ITEM NO	(2) SMR CODE	(3) FSCM	(4) PART NUMBER	(5) DESCRIPTION AND USABLE ON CODE (UOC)	(6) QTY
GROUP 02 MAST ASSEMBLY AB-1244A/GRC					
FIG. 3					
1	PAOZZ	80063	A3010437	BAG MAST	1
2	PAOZZ	80058	RL-28	REEL WIRE	4
3	PAOZZ	81348	GGG-H-86C TYPE X A CLASS I	HAMMER HAND 2-1/2	1
4	PAOZZ	80063	SM-B-659290-2	PROTECTOR, POLE	1
5	PAOZZ	80063	SM-D-659286	SLEEVE, ANTENNA SUPP	1
6	PAOZZ	80058	PF-211/G	CLAMP	1
7	PAOZZ	80063	SM-B-659290-1	PROTECTOR, POLE	1
8	PAOZZ	80063	SM-C-659276	MAST SECTION	5
9	PAOZZ	80063	SC-B-729924	STAKE, GUY	2
10	PAOZZ	80063	A3002868	MAST AND BASE ASSEM	1
11	PAOZZ	96906	MS16562-268	PIN, SPRING	1
12	PAOZZ	96906	MS16562-262	PIN, SPRING	1
13	PAOZZ	80063	A3002869	MAST AND PLUG	1
14	PAOZZ	80063	A3002872	A3002872 PLATE, ANTENNA MAST	1
15	PAOZZ	80063	SM-C-659375	STAKE ASSEMBLY	4
16	PAOZZ	80063	SM-D-659279	SLEEVE, ANTENNA SUPP	1
17	PAOZZ	80063	SM-D-659410-GP2	GUY	4
18	PAOZZ	80063	SM-D-659410-GP1	GUY	4
19	PAOZZ	80063	SM-C-659283	MAST SECTION	5

END OF FIGURE

SECTION IV TM11-5985-370-20P
NATIONAL STOCK NUMBER AND PART NUMBER INDEX

NATIONAL STOCK NUMBER INDEX

STOCK NUMBER	FIG.	ITEM	STOCK NUMBER	FIG.	ITEM
5985-01-182-3470	2	1			
5985-01-182-3471	2	2			
5985-01-182-7285	2	3			
5985-01-182-3636	2	6			
5315-00-753-3896	3	11			
5985-01-182-2844	3	13			
5820-00-030-2969	2	8			
8130-00-355-7616	3	2			
5975-00-563-0229	3	6			
5315-00-984-2645	3	12			
5985-01-072-4414	3	18			
5985-01-072-4415	3	17			
5985-01-072-8015	3	16			
5985-01-072-8016	3	5			
3040-01-072-8017	3	9			
5985-01-072-8065	3	8			
5985-01-072-8066	3	19			
4030-01-072-8126	3	4			
5985-01-073-6103	2	4			
	3	15			
4030-01-074-7881	3	7			
5985-01-124-5430	1	2			
5985-01-124-5431	3	10			
5985-01-127-2133	3	14			
5985-01-145-4925	1	1			

PART NUMBER INDEX

FSCM	PART NUMBER	STOCK NUMBER	FIG.	ITEM
80058	AB-1244A/GRC	5985-01-124-5430	1	2
80058	AS-3490/GRC	5985-01-145-4925	1	1
80063	A3002868	5985-01-124-5431	3	10
80063	A3002869	5985-01-182-2844	3	13
80063	A3002872	5985-01-127-2133	3	14
80063	A3010411	5985-01-182-3471	2	2
80063	A3010413	5985-01-182-3636	2	6
80063	A3010414	5985-01-182-3470	2	1
80063	A3010435	5985-01-182-7285	2	3
80063	A3010436		2	9
80063	A3010437		3	1
80058	CG-1889C/U		1	3
81348	GGG-H-86C TYPE X A CLASS I		3	3
96906	MS16562-262	5315-00-984-2645	3	12
96906	MS16562-268	5315-00-753-3896	3	11
80058	PF-211/G	5975-00-563-0229	3	6
80058	RL-28	8130-00-355-7616	3	
80058	RL-29	5820-00-030-2969	2	8
80063	SC-B-729924	3040-01-072-8017	3	9
80063	SM-B-659290-1	4030-01-074-7881	3	7
80063	SM-B-659290-2	4030-01-072-8126	3	4
80063	SM-C-659276	5985-01-072-8065	3	8
80063	SM-C-659283	5985-01-072-8066	3	19
80063	SM-C-659375	5985-01-073-6103	2	4
			3	15
80063	SM-D-659279	5985-01-072-8015	3	16
80063	SM-D-659286	5985-01-072-8016	3	5
80063	SM-D-659410-GP1	5985-01-072-4414	3	18
80063	SM-D-659410-GP2	5985-01-072-4415	3	17
92180	TRU-2064		2	7
91836	UG-201A/U		2	5

RECOMMENDED CHANGES TO EQUIPMENT TECHNICAL PUBLICATIONS



THEN... JOT DOWN THE DOPE ABOUT IT ON THIS FORM. CAREFULLY TEAR IT OUT. FOLD IT AND DROP IT IN THE MAIL!

SOMETHING WRONG WITH THIS PUBLICATION?

FROM: (PRINT YOUR UNIT'S COMPLETE ADDRESS)
 Commander
 Stateside Army Depot
 ATTN: AMSTA-US
 Stateside, N.J. 07703-5007

DATE SENT
 10 July 1975

PUBLICATION NUMBER TM 11-5840-340-20P	PUBLICATION DATE 23 Jan 78	PUBLICATION TITLE Radar Set AN/PRC-76
--	-------------------------------	--

BE EXACT PIN-POINT WHERE IT IS				IN THIS SPACE TELL WHAT IS WRONG AND WHAT SHOULD BE DONE ABOUT IT:
PAGE NO	PARA-GRAPH	FIGURE NO	TABLE NO	
33				For item 2, change the NSN to read: 5835-00-134-9186. Reason: Accuracy.
44		19		Identify the cover on the junction box (item no. 5). Reason: It is a separate item and is not called out on figure 19.
45				Add the cover of the junction box as an item in the listing for figure 19. Reason: Same as above

S A M P L E

PRINTED NAME, GRADE OR TITLE AND TELEPHONE NUMBER
 SSG I. M. DeSpirit of 999-1776

SIGN HERE

TEAR ALONG PERFORATED LINE

FILL IN YOUR
UNIT'S ADDRESS

FOLD BACK

DEPARTMENT OF THE ARMY

OFFICIAL BUSINESS

SAMPLE

Commander
US Army Communications-Electronics Command
and Fort Monmouth
ATTN: AMSEL-ME-MP
Fort Monmouth, New Jersey 07703-5007

TEAR ALONG PERFORATED LINE



THEN...JOT DOWN THE DOPE ABOUT IT ON THIS FORM. CAREFULLY TEAR IT OUT, FOLD IT AND DROP IT IN THE MAIL.

SOMETHING WRONG WITH THIS PUBLICATION?

FROM: (PRINT YOUR UNIT'S COMPLETE ADDRESS)

DATE SENT

PUBLICATION NUMBER
TM 11-5985-370-20P

PUBLICATION DATE
28 May 1985

PUBLICATION TITLE
Antenna Group OE-303/GRC

BE EXACT PIN-POINT WHERE IT IS

PAGE NO.	PARA-GRAPH	FIGURE NO.	TABLE NO.
----------	------------	------------	-----------

IN THIS SPACE TELL WHAT IS WRONG AND WHAT SHOULD BE DONE ABOUT IT:

TEAR ALONG PERFORATED LINE

PRINTED NAME GRADE OR TITLE AND TELEPHONE NUMBER

SIGN HERE

FILL IN YOUR
UNIT'S ADDRESS

FOLD BACK

DEPARTMENT OF THE ARMY

OFFICIAL BUSINESS

Commander
US Army Communications-Electronics Command
and Fort Monmouth
ATTN: AMSEL-ME-MP
Fort Monmouth, New Jersey 07703-5007

TEAR ALONG PERFORATED LINE

By Order of the Secretary of the Army:

JOHN A. WICKHAM JR.
General, United States Army
Chief of Staff

Official:

DONALD J. DELANDRO
Brigadier General, United States Army
The Adjutant General

DISTRIBUTION:

To be distributed in accordance with DA Form 12-51, Organizational Maintenance requirements for AN/GRC-144; AN/GRC-114(V).

