

## **IC M700** **HF SSB MARINE RADIOTELEPHONE**

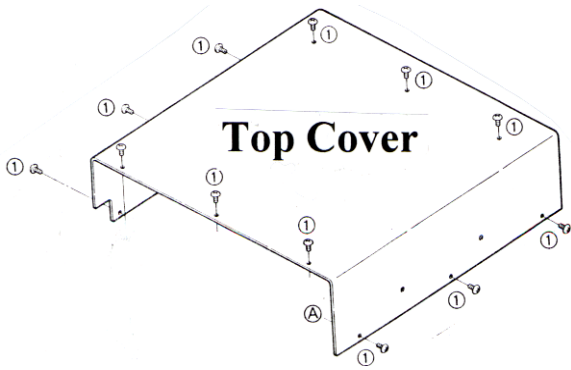
### **MIC MOD** Gjkw2/12/01

The original HM28 hand microphone is no longer available. The M700 must be modified to accept a replacement HM114 hand microphone.

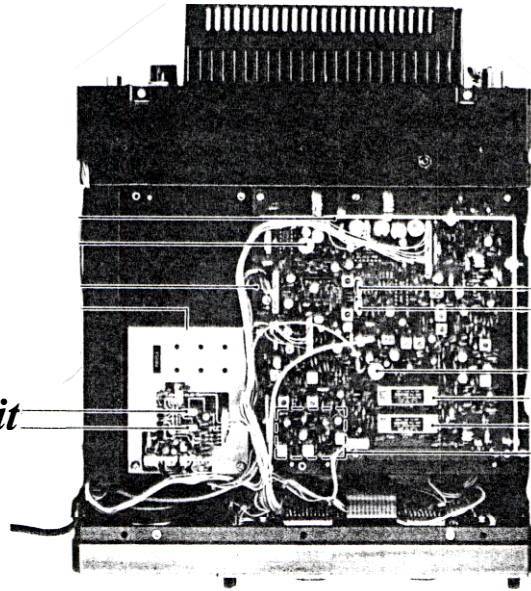
**Procedure:**

- 1-Remove the top cover (12 screws)
- 2-Unplug the HM 28 microphone from J3 on the MIC-C-UNIT; remove mic
- 3-Unplug the other (2) jacks from the MIC-C-UNIT
- 4-Remove the (3) screws holding the MIC board and remove it from the chassis
- 5-Carefully unsolder J3
- 6-Replace J3 with a new connector (#936-05432) and solder pins
- 7-Reinstall the mic board with the 3 previously removed screws
- 8-With a sharp knife, cut off the mic cord restraint on the new HM 114 mic
- 9-Thread HM 114 cord into M700 via side hole (follow routing of old mic) and plug into new J3. The small 2 pin connector on the new mic is not needed.
- 10-Reinstall other 2 Jacks, J1 and J2 previously removed
- 11-Reinstall top cover.


Note: Up/Down buttons will not work on the HM 114.



*Mic C Unit*



**Mic C Unit**



*J3*

*J2*

**Mic Restraint**  
*With a Sharp knife cut lengthward  
 DO not cut cable insulation*

*J1*

