

Drake ACCESSORIES



Model 7077
Dynamic
Desk Microphone

- Audio and level characteristics custom designed to match the transmit audio requirements of the Drake TR7.
- Features both VOX and PTT operation without modification.
- High Impedance • Includes coil cord and plug wired for direct connection to the Drake TR7.
- Style and color provide a beautiful match to the Drake 7-line • Size 4.3"W x 5.8"D x 9.3"H (10.9 x 14.7 x 23.6 cm). Weight 1 lb 7 oz (650 g).



Model 1553
SP75 Speech Processor

Provides an increase in average power/readability of a single sideband voice signal during weak signal, high interference conditions. The SP75 is connected between the microphone and microphone input of the ssb transmitter, requiring no modification of existing transmitter or transceiver. A front panel switch allows the processor to be switched in or bypassed. Two additional inputs, such as a tape player or phone patch, may be front panel selected.

Rf envelope clipping adjustable between zero and twenty decibels. LED indicates proper audio input level.


Muting circuitry reduces gain during speech pauses, allowing VOX operation with the processor on.

SPECIFICATIONS • Processing Type: Preclipping audio compression followed by rf envelope clipping at the processor intermediate frequency. • Rf Clipping **Range**: Adjustable 0 to 20 dB from front panel control. • Input Level (Microphone Input): 3.5 mV minimum for full processing. Gain adjustable to accommodate up to 300 mV maximum. • Input Level (Tape and Patch Inputs): 15 mV minimum for full processing. 30 mV maximum. • **Input Impedance (Microphone)**: 1 megohm. • Input Impedance (Tape and Patch): 50 kilohm. • Output Level w/Processing: 0-50 mV adjustable into 50 kilohm load. • Output Impedance: 50 kilohm. • Muting (Microphone Input Only): 10 to 20 dB attenuation during speech pauses. • Frequency Response: 400. 6000 Hz @ 6 dB. • **Distortion**: Less than 5% T.H.D. @ 1kHz, 20 dB clipping. • Power: 11-16 V-dc @ 95 mA. • Size: 7"L x 6"W x 2"H (17.3 x 15.9 x 5.4 cm). • Weight: 1.4 lbs. (.63 kg).



Model 1531
MS7
Matching
Speaker


- Size: 7.5"D x 6.9"W x 4.6"H excluding feet (19 x 17.5 x 11.6 cm).
- Weight: 2.5 lbs (1.13 kg).



Model 1520
P75 Hybrid Phone Patch

- Phone patch for use with 7-line or most other transceiver or receiver/transmitter combinations.
- Hybrid design nulls receiver audio at transmitter output to allow automatic VOX operation if desired.
- Adjustable receiver and transmitter audio gain controls.
- Built-in relay for positive receiver muting during transmit.
- Provision for addition of holding coil for use in remote control applications such as repeater auto patches.

DRAKE P75 SPECIFICATIONS • Receiver Audio Input Impedance: standard 3.2-16 ohm speaker Impedance. • Transmitter Output Impedance: matches 1 kilohm or higher transmitter microphone circuit input impedance. • Size: 7.0"L x 6.25"W x 2.25"H (17.3 x 15.9 x 5.4 cm). • Weight: 1.4 lbs (.63 kg).



Model 1507
CW75 Keyer

- Lambic keying.
- Built-in side tone.
- Optically coupled keyline for grid block or direct keying.
- Speed and volume control.
- Self completing dots and dashes.
- Operates from external 7-14 volt supply or 9 volt battery (internal optional).
- 5-50 WPM.
- Squeeze keyer, semi-automatic "bug" or straight key operation.
- Size: 7.0"L x 6.25"W x 2.25"H (17.3 x 15.9 x 5.4 cm).
- Weight: 1.4 lbs (.63 kg).



Model 3506
RP700
Receiver Protector

The RP700 Receiver Protector offers receiver protection necessary in close proximity to high-power transmitters. The solid state circuitry furnishes protection to all rf signals, even those in the microwave band.

With the RP700 the receiver is protected at all tones, even when in the off position or tuned to other frequencies. The protector is inserted in the transmission line between the antenna and the receiver (no power required) and limits the signal level applied to the receiver while providing very low insertion loss under lower signal conditions.

The RP700 Will handle 3.5 amps rms (10A peak-to-peak). 175 volts rms (500 V peak-to-peak) behind 50 ohms.

Size: 3.38"L x 2.0"W x 1.5"H (8.5 cm x 5 cm x 3.8 cm). **Weight**: 4 ounces (125 gm).

Model 1230
LA7 Line Amplifier

Accessory pc board to be installed inside radio. Line output, 1 mW nominal into 600 ohm balanced, adjustable by internal pre-set level control.

Other Drake Accessories

Model	Description
7021	SL-300 Cw Filter, 300 Hz
7022	SL-500 Cw Filter, 500 Hz
7023	SL-1800 Ssb/RTTY Filter, 1.8 kHz
7026	SL-4000 A-m Filter, 4.0 kHz
7024	SL-6000 A-m Filter, 6.0 kHz
1537	NB7 Noise Blanker (for TR7)
1532	NB7A Noise Blanker (for R7)

TV Interference Filters

High Pass Filters for TV Sets

More than 40 dB attenuation at 52 MHz and lower. Protect the TV set from amateur transmitters 6-160 meters.



Model No. 1603
Drake TV-300-HP

For 300 ohm twin lead. New terminals for easy installation.



Model No. 1610
Drake TV-75-HP

For 75 ohm TV coaxial cable; TV type "F" connectors installed.

Low Pass Filters for Transmitters

Four pi sections for sharp cut off above the hf amateur bands and to attenuate transmitter harmonics falling in any TV channel and fm band. 52 ohm. SO-239 connectors built in.



Model No. 1605 Drake TV-42-LP


A four section filter designed with 43.2 MHz cut-off and extremely high attenuation in all TV channels for transmitters operating at 30 MHz and lower. Rated 100 watts input.



Model No. 1608 Drake TV-3300-LP

1000 watts max. below 30 MHz. Attenuation better than 80 dB above 41 MHz. Helps TV i-f interference, as well as harmonic interference

Drake ACCESSORIES

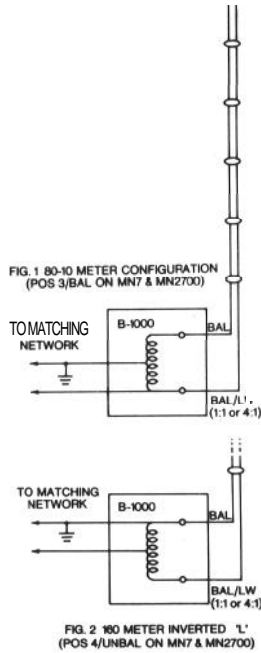


**Model 1555
AK75
Multi-band Antenna**


The AK75 is a versatile antenna for 160 thru 10 meters when used with an antenna tuner and balun (such as the Drake MN7 or MN2700 with the B-1000). Consists of 100 ft of 470 ohm balanced feedline connected to 135 ft dipole with specially designed strain-relief center insulator. Isolating insulators are attached at antenna ends.

Model 1556 AA75 Antenna Accessory Kit

Contains the insulators needed for constructing dipole type antennas. The center insulator is designed to provide strain relief for RG58 coax feedlines or 300500 ohm twin lead feedlines.



"Dry" Dummy Loads



Model 1551

Model 1551 Drake DL-1000

• 1000 watts for 30 seconds, with derating curve to 5 minutes. Accepts Drake FA7 cooling fan for extended high power operation. • VSWR of 1.5:1 max. C-30 MHz • SO.239 coax connector • 'Rubber feet for desk or bench use • Size 14" x 3.6" (35.6 x 9.1 cm). Weight: 2 lbs (910 g).



Model 1550

Model 1550 Drake DL-300

• 300 watts for 30 seconds, with derating curve to 5 minutes. • Built-in PL.259 coax connector for direct connection to rear of transceiver or transmitter-no jumper coax necessary. • VSWR of 1.1:1 max. O-30 MHz • 1.5 max 30-160 MHz • Ideal as bench test device for amateur or commercial hf and vhf gear. • Small size fits conveniently in any field service tool box. 6.7" x 2.08" (17.0 x 5.3 cm). Weight: 11 oz (310 g).

**—no oil
required**



**WH7
Directional
Rf Wattmeter
Model 1514**

• Directional, in-line wattmeter. • Removable coupler provides remote metering. • Three calibrated scales (O-20, O-200, and O-2000 watts. • Fourth scale provides direct reading VSWR.

SPECIFICATIONS: • Frequency Coverage: 1.8-30 MHz. • Line Impedance: 50 ohm resistive. • Power Capability: 2000 W continuous. • Jacks, Removable Coupler: Two SO-239 input and output connectors. • Semi-conductors: Two power meter rectifiers. • Accuracy: $\pm(5\%$ of reading + 1% of full scale). • VSWR Insertion: Insertion of wattmeter in line changes VSWR no more than 1.05:1. • Shipping Weight: 3 lbs (1.4 kg). • Dimensions: 5.3"H x 6.9"W x 7.5"D (13.5 x 17.5 x 19 cm).


Model 1533 CS7 Coax Switch



**Control
Console**

Remote Switch

• Switches up to five coax-fed antennas via one main feed line • Allows selection of up to five radios at other end of main feed line • Minimizes amount of coax needed for multi-antenna installation • Grounds unused inputs (both local and remote).
DRAKE CS7 SPECIFICATIONS • Maximum Input Power: 2000 watts PEP • Frequency Range: Up to 30 MHz, insertion of switch changes USWR no more than 1.05:1. From 30 MHz to 150 MHz, insertion changes VSWR no more than 1.5:1 (both switches). • Operating Temperature Range: -40°F. to 150°F. • Supply Voltage: 120 V-ac or 240 V-ac selectable, 50/60 Hz, 50 watts • Dimensions & Weight: Console-5.25"H x 6.81"W, 7.06" cabinet depth (13.3 x 17.3 x 17.9 cm); 4.33 lbs (1.96 kg); Remote Antenna Switch-7.13"H x 5.88"W x 4.39"D (18.1 x 15.0 x 11.1 cm). 8.19" (20.8 cm) center to center mounting; 5 lbs (2.27 kg).



**Remote Switch
installed on tower**

Power Supplies

Model 1570 Drake PS75 120/240 V-ac Supply for intermittent duty (15 amps continuous, 25 amps intermittent).

The PS75 is a high current, 13.6 V-dc power supply for use with solid state transceivers in cw or ssb modes. The supply operates from a primary voltage of 100, 120, 200 or 240 V-ac, 50-60 Hz (switch programmed), and provides 15 amperes continuous at an unregulated voltage of 13.6 V-dc (nominal) for use with solid state

power amplifiers and a 3 ampere regulated output for use with the remainder of the transceiver. In addition, a regulated 13.6 V-dc at 1 ampere is provided for auxiliary equipment.

The supply was designed primarily for ssb operation at current levels of 15 amperes average and 25 amperes peak but will also provide reliable performance on cw at current

levels of up to 25 amperes. Some cw signal quality degradation due to the increased ripple may be noticed at cw power levels which exceed 15 amperes current drain (usually about 75 watts).

Size: 9.63"W x 5.06"H x 10.88"D (24.4 x 12.8 x 27.6 cm) Weight: 20.5 lbs (9.3 kg)

Model 1502 Drake PS7 120/240 V-ac Supply for continuous duty (25 amps)

Size: 13.6"W x 4.6"H x 12.5"D (34.6 x 11.6 x 31.8 cm). Weight: 38 lbs (17.3 kg).