RESISTANCE CHART

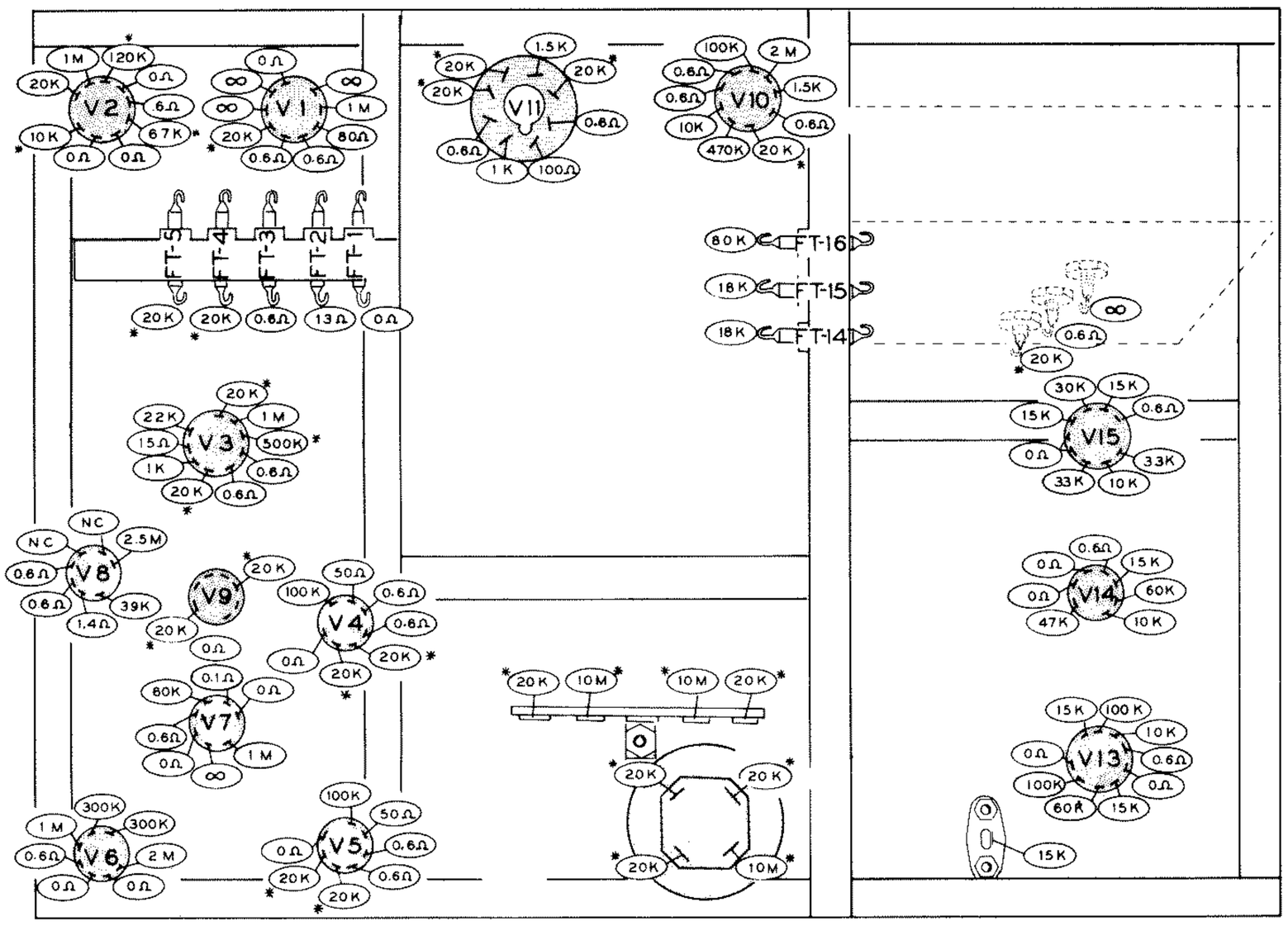

CONTROLS ARE SET AS FOLLOWS:

AVC : OFF
RF GAIN : FULL CW
BFO/PITCH : PUSHED IN AND FULL CCW
ANL/SQUELCH : PUSHED IN AND FULL CCW
FINAL TUNE : FULL CCW
SPOT : OFF
CW-AM : AM
AUDIO: POWER OFF
X2-X3-X4-VFO : X4
RCVR TUNE : DIAL POINTER SET AT 50 MC
TRANS. TUNE : DIAL POINTER SET AT 50 MC
COUPLING : FULL CCW

LOADING : CAPACITOR PLATES FULL MESHED
MOD. LEVEL : PUSHED IN AND FULL CCW
MOD. MONITOR : OFF
POWER CORD DISCONNECTED

**IF READING IS ABNORMALLY LOW - REVERSE METER PROBES.

M = Meg
K = 1,000
* MINIMUM READING AFTER 5 SECONDS, WITH ALL TUBES IN SOCKETS.

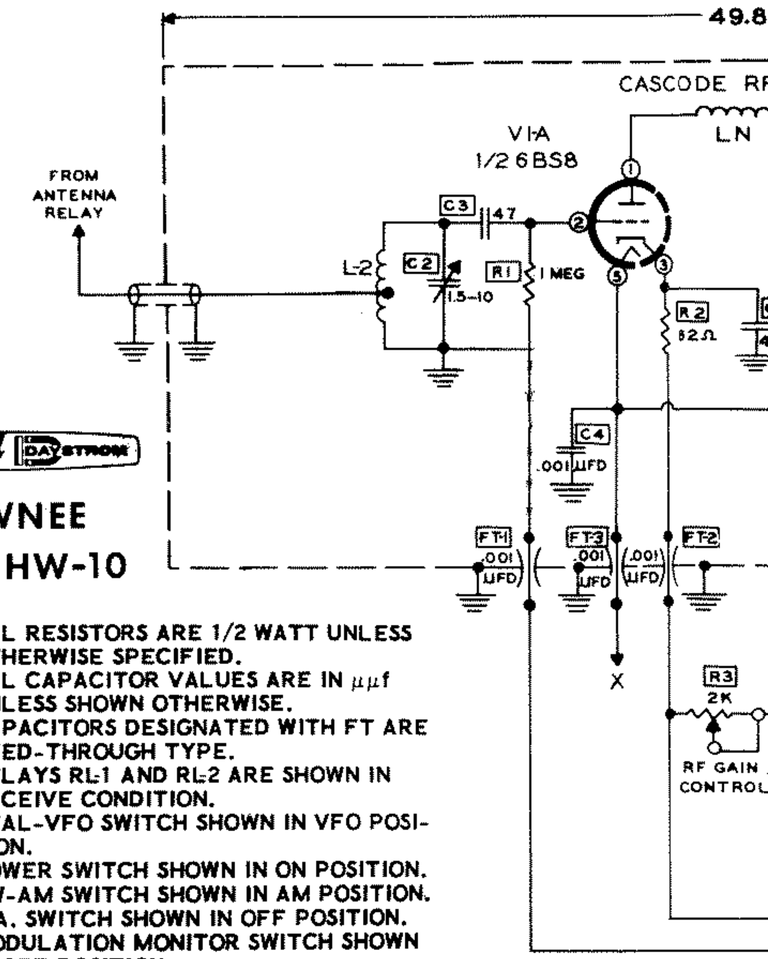

HEATHKIT DAYSTROM

SHAWNEE MODEL HW-10

ALL RESISTORS ARE 1/2 WATT UNLESS OTHERWISE SPECIFIED.
ALL CAPACITOR VALUES ARE IN µµf UNLESS SHOWN OTHERWISE.
CAPACITORS DESIGNATED WITH FT ARE FEED-THROUGH TYPE.
RELAYS RL-1 AND RL-2 ARE SHOWN IN RECEIVE CONDITION.
XTAL-VFO SWITCH SHOWN IN VFO POSITION.
POWER SWITCH SHOWN IN ON POSITION.
CW-AM SWITCH SHOWN IN AM POSITION.
P.A. SWITCH SHOWN IN OFF POSITION.
MODULATION MONITOR SWITCH SHOWN IN OFF POSITION.
SPOT SWITCH SHOWN IN OFF POSITION.
AVC SWITCH SHOWN IN ON POSITION.

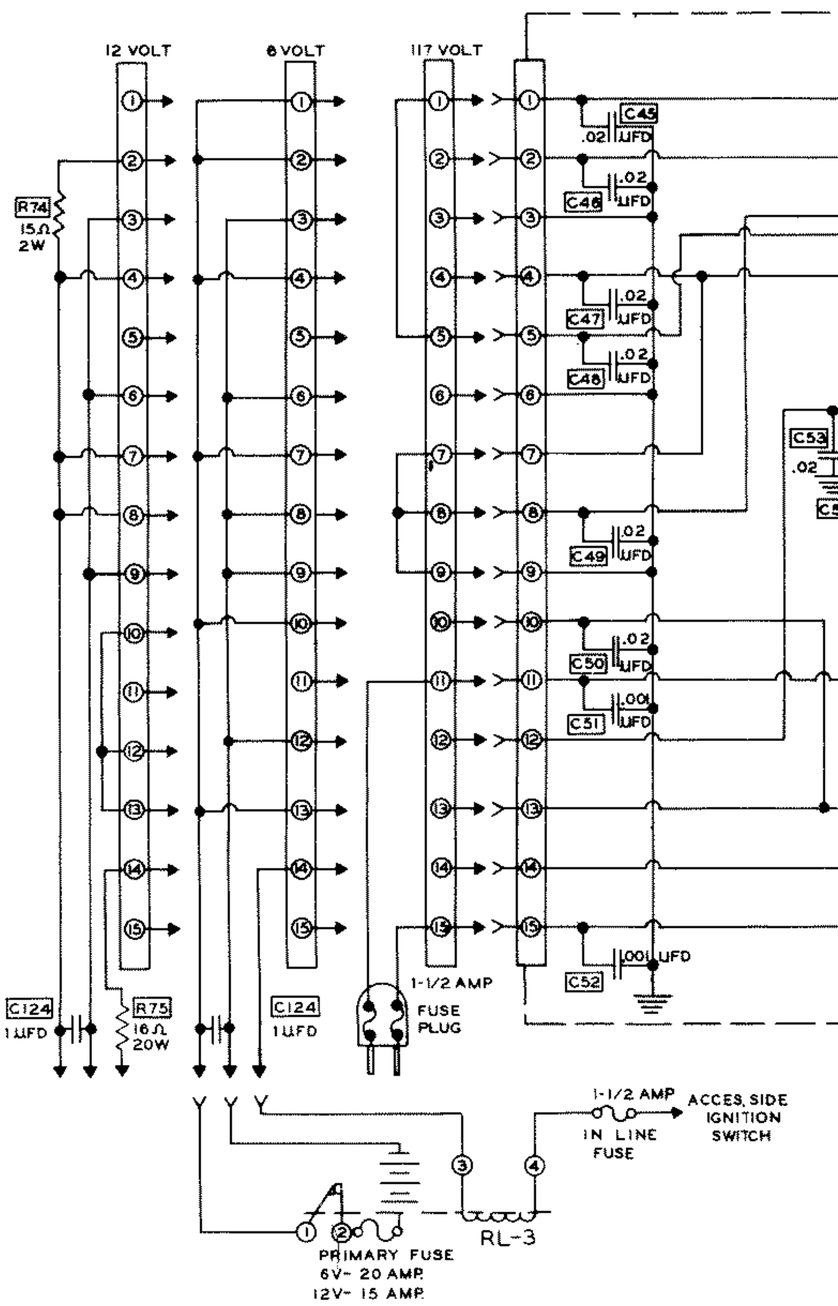

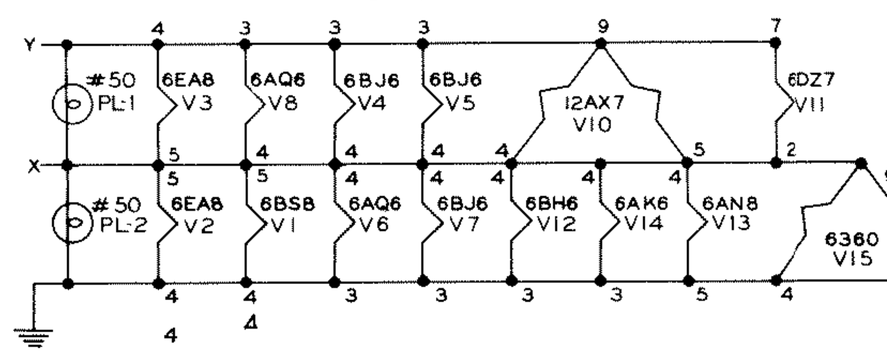

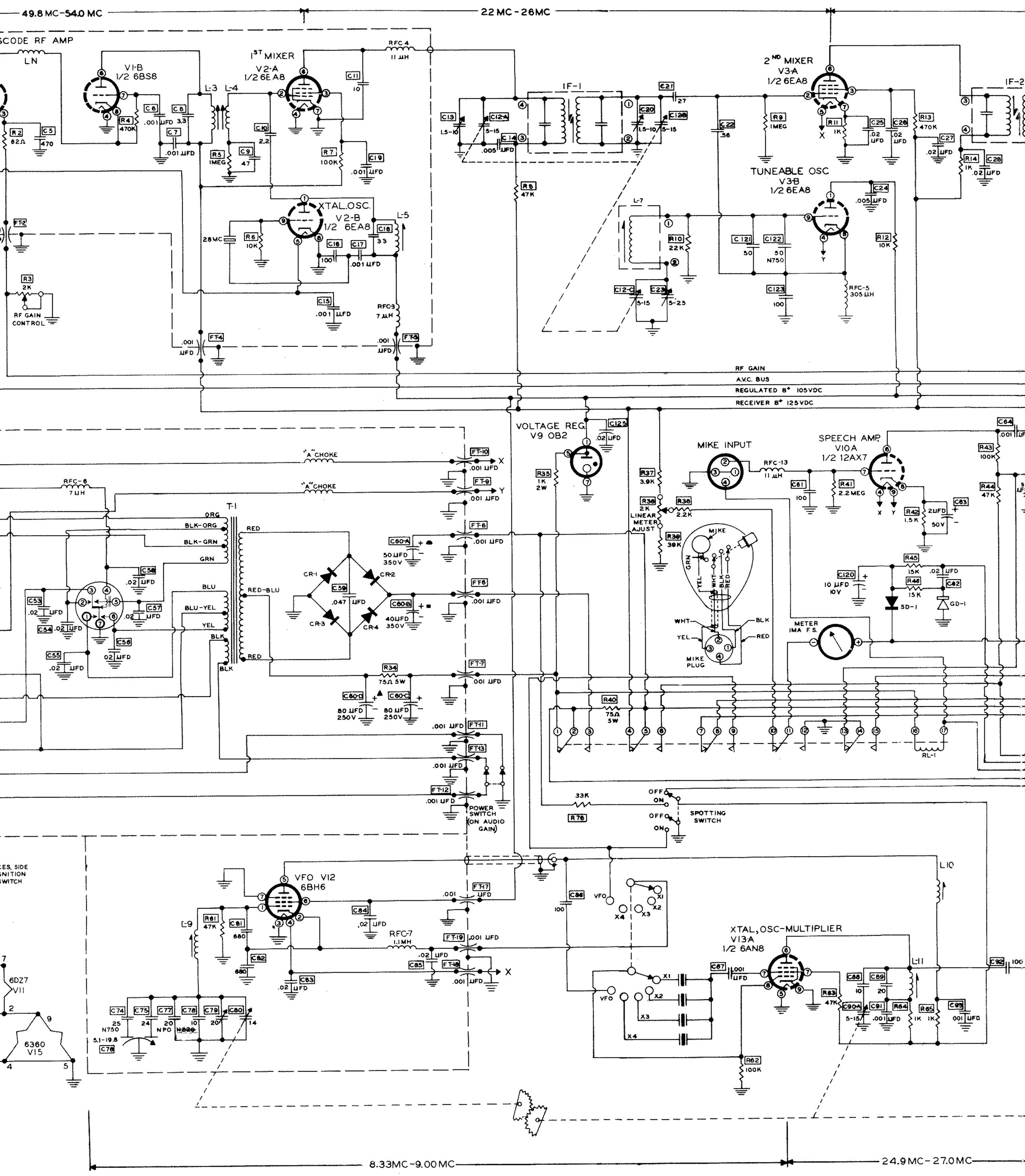
49.8 MC-54.0 MC
22 MC - 26MC
SCODE RF AMP
LN
V1-B
1/2 6BS8
1ST MIXER
V2-A
1/2 6EA8
RFC 4
11 µH
IF-1
2ND MIXER
V3-A
1/2 6EA8
IF-2
TUNEABLE OSC
V3-B
1/2 6EA8
XTAL.OSC.
V2-B
1/2 6EA8
28MC
RF GAIN CONTROL
RF GAIN
A.V.C. BUS
REGULATED B+ 105VDC
RECEIVER B+ 125VDC
VOLTAGE REG
V9 OB2
MIKE INPUT
SPEECH AMP
V10A
1/2 12AX7
"A" CHOKE
RFC-6
7 µH
T-1
ORG
BLK-ORG
BLK-GRN
GRN
BLU
BLU-YEL
YEL
BLK
RED
RED-BLU
CR-1
CR-2
CR-3
CR-4
LINEAR METER AJUST
MIKE
MIKE PLUG
METER 1MA F.S.
SPOTTING SWITCH
POWER SWITCH (ON AUDIO GAIN)
VFO V12
6BH6
XTAL, OSC-MULTIPLIER
V13-A
1/2 6AN8
6DZ7
V11
6360
V15
8.33MC-9.00MC
24.9MC-27.0MC

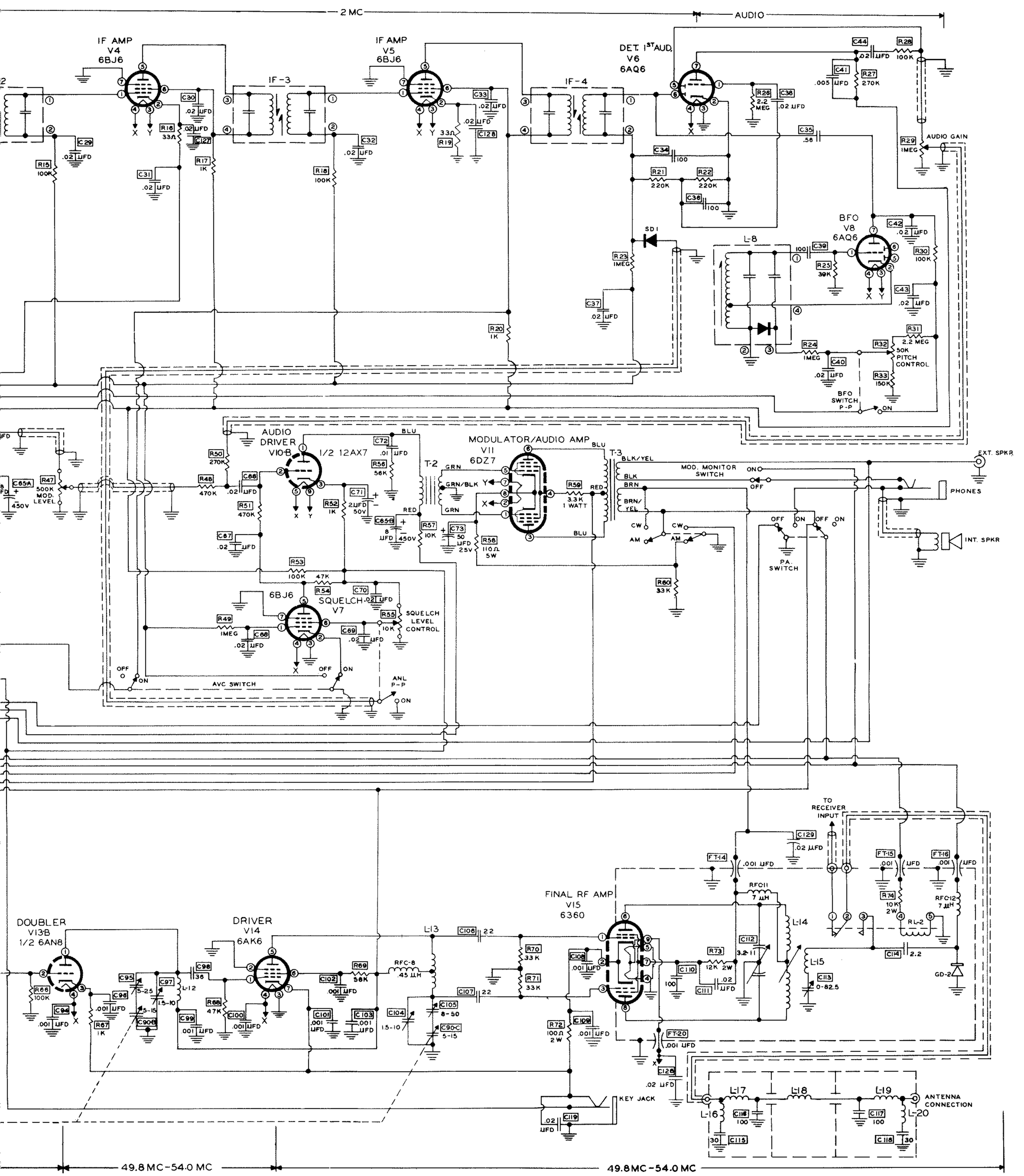
2 MC
AUDIO
IF AMP
V4
6BJ6
IF AMP
V5
6BJ6
IF-3
IF-4
DET. 1ST AUD.
V6
6AQ6
AUDIO GAIN
BFO
V8
6AQ6
L-8
BFO SWITCH P-P
ON
AUDIO DRIVER
V10-B
1/2 12AX7
MODULATOR/AUDIO AMP
V11
6DZ7
T-2
T-3
MOD. MONITOR SWITCH
EXT. SPKR
PHONES
INT. SPKR
PA. SWITCH
6BJ6
SQUELCH
V7
SQUELCH LEVEL CONTROL
AVC SWITCH
ANL P-P
500K MOD. LEVEL
50K PITCH CONTROL
TO RECEIVER INPUT
DOUBLER
V13-B
1/2 6AN8
DRIVER
V14
6AK6
FINAL RF AMP
V15
6360
KEY JACK
ANTENNA CONNECTION
49.8 MC-54.0 MC
49.8 MC-54.0 MC