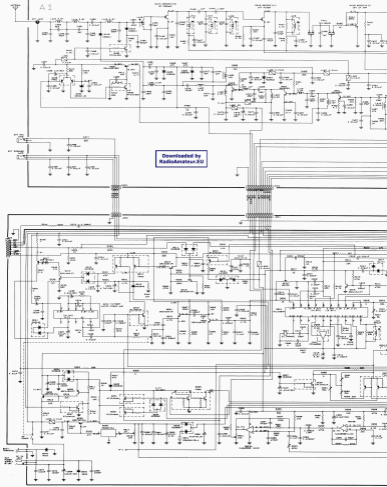
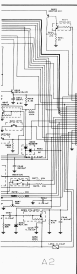
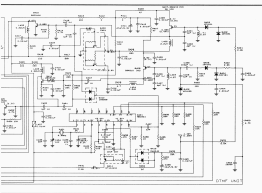


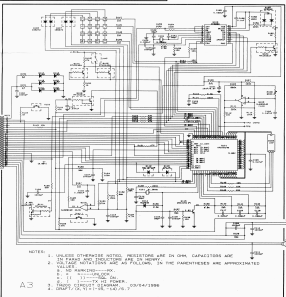
A 1

Downloaded by
RadioAmateur.EU





A2



A3

NOTES:

1. UNLESS OTHERWISE NOTED, RESISTORS ARE IN OHM, CAPACITORS AND IN PPM AND INDUCTORS ARE IN HENRY.
2. VOLTAGE NOTATIONS ARE AS FOLLOWS, IN THE PARENTHESES ARE APPROXIMATED VALUES:
 B. NO MARKING-----RX.
 C. 1-----UNLOCK.
 D. 1 1-----RADIO ON.
 E. 1 1-----TX HI POWER.
3. TROOP CIRCUIT DIAGRAM 03/04/1996
 DRAFT/03/01/96/14026.7