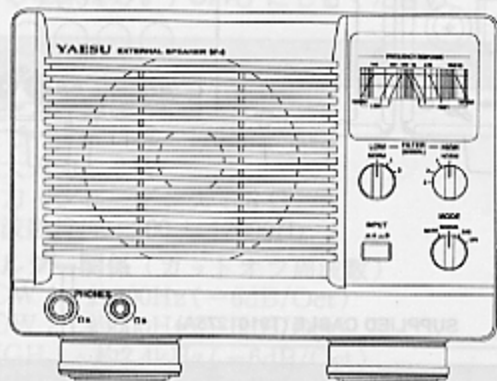


SP-8 External Speaker

Introduction

The SP-8 is a high fidelity loud speaker incorporating manual frequency tailoring specifically intended for amateur and general communications modes. Other wideband tailoring is included for broadcast listening, music and FM reception. Independently adjustable low-cut and high-cut filters offer twelve possible audio response configurations selectable from the front panel, enabling the operator select optimum response under all conditions and modes. Two separate inputs are selectable by a front panel switch. Two output jacks (1/4-inch and 3.5mm) for headphones are also provided on the front panel, so that frequency tailoring may also be used with separate headphones.

Front Panel Controls



FILTER - The low-cut filter includes two positions in addition to the **NORM** (through) position, while the high-cut selector includes three, plus **NORM**. The audio frequency response graph on the front panel indicates which combination of positions are recommended for each mode being received.

MODE - Four audio tailoring selections are available by rotating this control:

MUTE - disables audio output from internal speaker, as well as from the front panel headphone jacks.

MANUAL - audio tailoring is effected using the **LOW** and **HIGH** cut controls.

SSB - this enables factory-preset audio tailoring specifically for SSB reception.

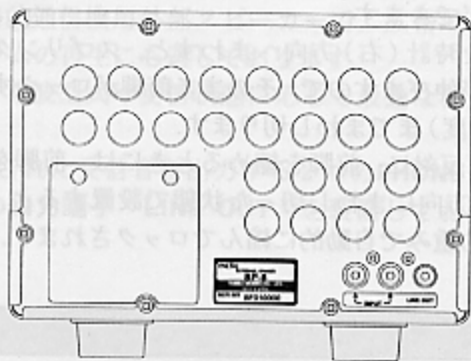
CW - his enables factory-preset audio tailoring specifically for SSB reception.

INPUT - Select between the two available audio input jacks on the rear panel.

PHONES A & B - both 1/4" standard and 3.5mm mini phone plug jacks are available on the front panel. The loudspeaker is disabled when a plug is inserted in this jack.

日本語の説明は、裏面に記載しております。

Rear Panel Controls & Connectors



INPUT A & B - Two audio inputs can be connected here, and selected via the front panel **INPUT** switch.

LINE OUT - This jack accepts line-level audio output from the optional LL-7 patch unit.

Installation

Connect the supplied cable between the **EXT SPKR** jack on the transceiver and **INPUT A** (or **B**) jack on the SP-8.

Operation

- To select input audio (**A** or **B**), press the **INPUT** switch on the front panel. Select the **MODE** switch according to the received signal type:
- During SSB operation, set the **MODE** switch to the **SSB** position. Similarly, during CW operation, set the **MODE** switch to the **CW** position.
- If you are listening to AM broadcast, set the **MODE** switch to the **MANUAL** position, and the **LOW** (**FILTER**) and **HIGH** (**FILTER**) switches to **NORM**.
- When interference is present on the receiving signal, such as heterodyne noise, set the **MODE** switch to the **MANUAL** position, and **LOW** (**FILTER**) and **HIGH** (**FILTER**) switches to the position giving the best results on received audio. To cancel audio from the speaker (and headphones), set the **MODE** switch to the **MUTE** position.

VERTEX STANDARD CO., LTD.

4-8-8 Nakameguro, Meguro-Ku, Tokyo 153-8644, Japan

VERTEX STANDARD

US Headquarters

17210 Edwards Rd., Cerritos, CA 90703, U.S.A.

International Division

8350 N.W. 52nd Terrace, Suite 201, Miami, FL 33166, U.S.A.

YAESU EUROPE B.V.

P.O. Box 75525, 1118 ZN Schiphol, The Netherlands

YAESU UK LTD.

Unit 12, Sun Valley Business Park, Winnall Close

Winchester, Hampshire, SO23 0LB, U.K.

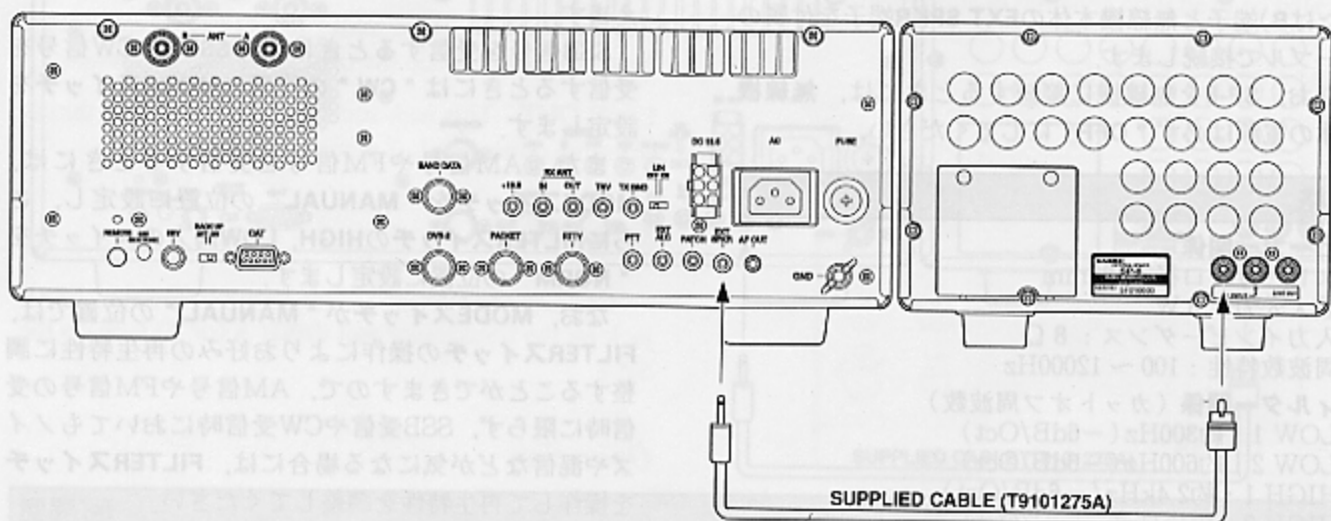

VERTEX STANDARD HK LTD.

Unit 5, 20/F., Seaview Centre, 139-141 Hoi Bun Road,

Kwun Tong, Kowloon, Hong Kong

Adjusting the Front Feet

The two front feet of the SP-8 can be set in either of two positions. By turning the knurled ring around a (retracted) foot clockwise, the middle of the foot will extend about one centimeter. Turn the ring as far as it will go (about $\frac{1}{4}$ -turn) to lock the extended foot in place. To retract an extended foot, turn the knurled ring counter-clockwise $\frac{1}{4}$ -turn while pressing on the center of the foot.



Specifications

Frequency Range: 100 - 12000Hz

Filter Circuit Selections (approx.):

LOW 1: below 300Hz (-6dB/oct)

LOW 2: below 600Hz (-6dB/oct)

HIGH 1: above 2.4kHz (-6dB/oct)

HIGH 2: above 1kHz (-6dB/oct)

HIGH 3: above 700Hz (-6dB/oct)

SSB: above 2.4kHz (low pass filter)

CW: 600 - 700 Hz (peak filter)

Speaker Diameter: 120 mm

Power Rating: 3 watts

Impedance: 8 ohms

Case Size: 200(W) x 135(H) x 305(D) mm

Weight: Approx. 2.8kg

